

SOWPARNIKA
WHISPERING
PETALS



BUILD TO DREAM



Artist's Impression



A first home is not brick and plaster,
it is a heartbeat finally finding rhythm.

It is the quiet pride of turning the key and
knowing—this door opens to your tomorrow.

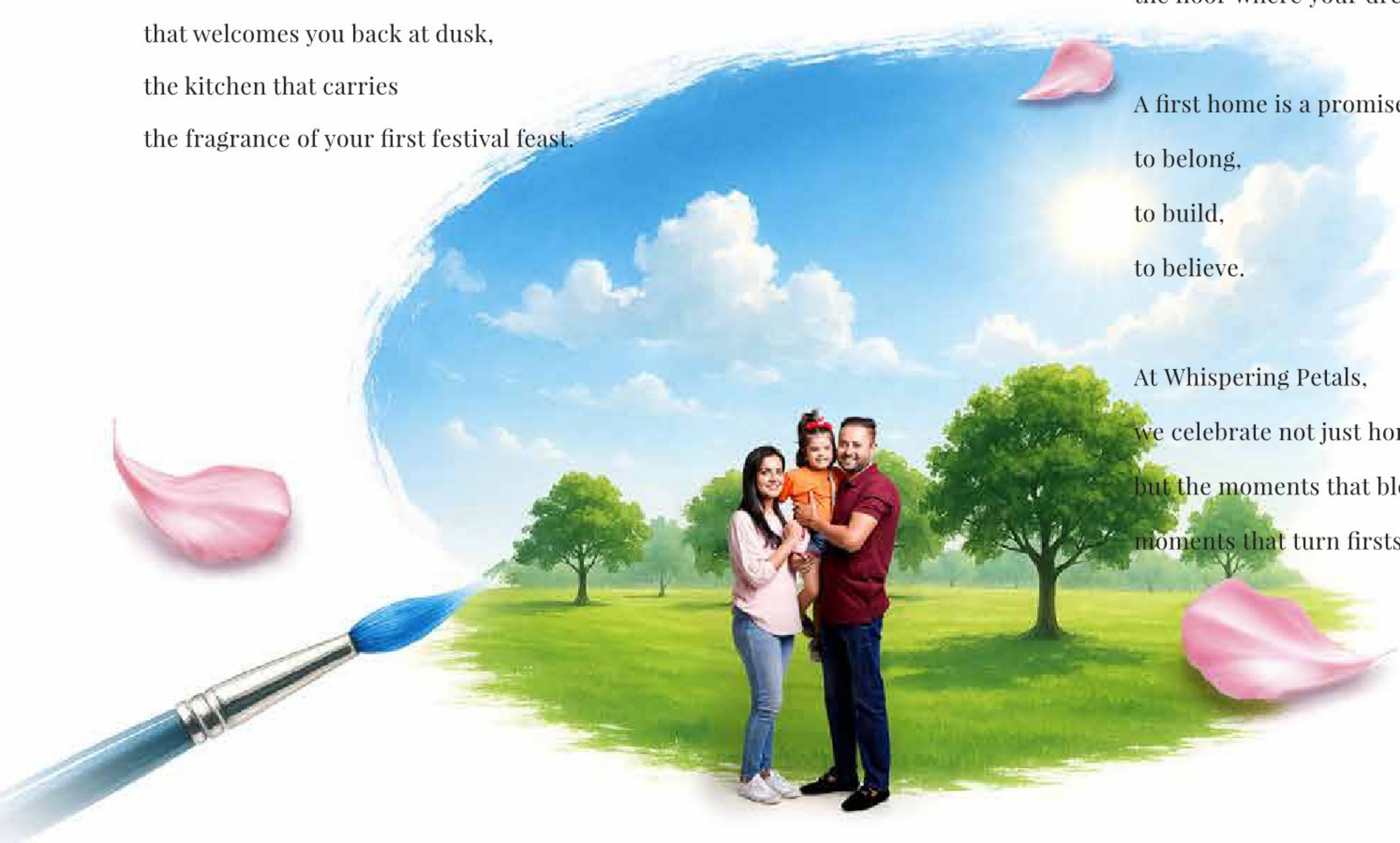
It is the balcony light
that welcomes you back at dusk,
the kitchen that carries
the fragrance of your first festival feast.

It is the echo of your child's laughter
bouncing against walls
that will hold a lifetime of stories.

It is the corner where your parents rest,
the window where you sip your morning tea,
the floor where your dreams learn to walk.

A first home is a promise
to belong,
to build,
to believe.


At Whispering Petals,
we celebrate not just homes,
but the moments that bloom inside them
moments that turn firsts into forever.





DESIGNED TO
CELEBRATE
YOUR FIRSTS

At Sowparnika's Whispering Petals,
your first home becomes the canvas for life's most
cherished milestones - the first job celebrated, the
first morning tea on your own balcony, the first
festival with family, and the first steps of your little
one across the living room. Spread across 8 acres in
Hoskote, Bengaluru. This thoughtfully planned
community offers 1, 2, and 3 BHK homes designed for
the aspirations of upwardly mobile families. With
elegant towers rising 19 floors high, premium
specifications, and lush green landscapes, Whispering
Petals is crafted to give you more than just a house it
gives you an address to call your own, a place where
every first becomes a forever memory.




DREAM MORE WITH



SOWPARNIKA 
WHISPERING
PETALS

Artist's Impression





3
elegant
towers rising

19
floors high, built
to house dreams
that touch the sky.





Artist's Impression

Strong monolithic
construction that



safeguards

not just your home,
but your generations to come.

Spacious

1, 2, & 3 BHK

homes crafted to grow with your
family's journey.





Reliable power backup
that ensures

comfort & peace,
no matter the hour.

Premium finishes &
fittings that bring

lasting beauty
to everyday living.





PROJECT HIGHLIGHTS

SITE DETAILS

SITE AREA = 8 ACRES 5 GUNTAS

SITE LOCATION = SY.NO:75/4,75/6,75/7,75/9 OF

DODDAHULLUR VILLAGE AND 14/2 OF YALACHANAYAKANAPURA, KASABA

HOBLI, HOSKOTE TALUK, BANGALORE RURAL DISTRICT.

FLOORS AND HEIGHT

TOTAL NO. OF FLOORS

TOWER 1 = 2 BASEMENT (PARKING) + GROUND + 19 FLOORS

TOWER 2 = 2 BASEMENT (PARKING) + GROUND + 19 FLOORS

TOWER 3 = 2 BASEMENT (PARKING) + GROUND + 19 FLOORS

BUILDING HEIGHT = 59.95M < 60M

UNITS

TOTAL NO. OF UNITS = 762

TOTAL NO. OF UNITS PER FLOOR = 39

UNITS ON GROUND FLOOR = 24

UNITS ON FIRST FLOOR = 36



PROJECT HIGHLIGHTS

TOWER

1

Types of Unit	Saleable area in Sqft	Units per Floor	Total Units
3 BHK	1187-1326	10	200
2 BHK	1036-1073	6	118
1 BHK	568	1	20
TOTAL		17	338

TOWER

2

Types of Unit	Saleable area in Sqft	Units per Floor	Total Units
3 BHK	1187-1326	7	133
2 BHK	1036-1073	4	75
1 BHK	568 - 604	2	38
TOTAL		13	246

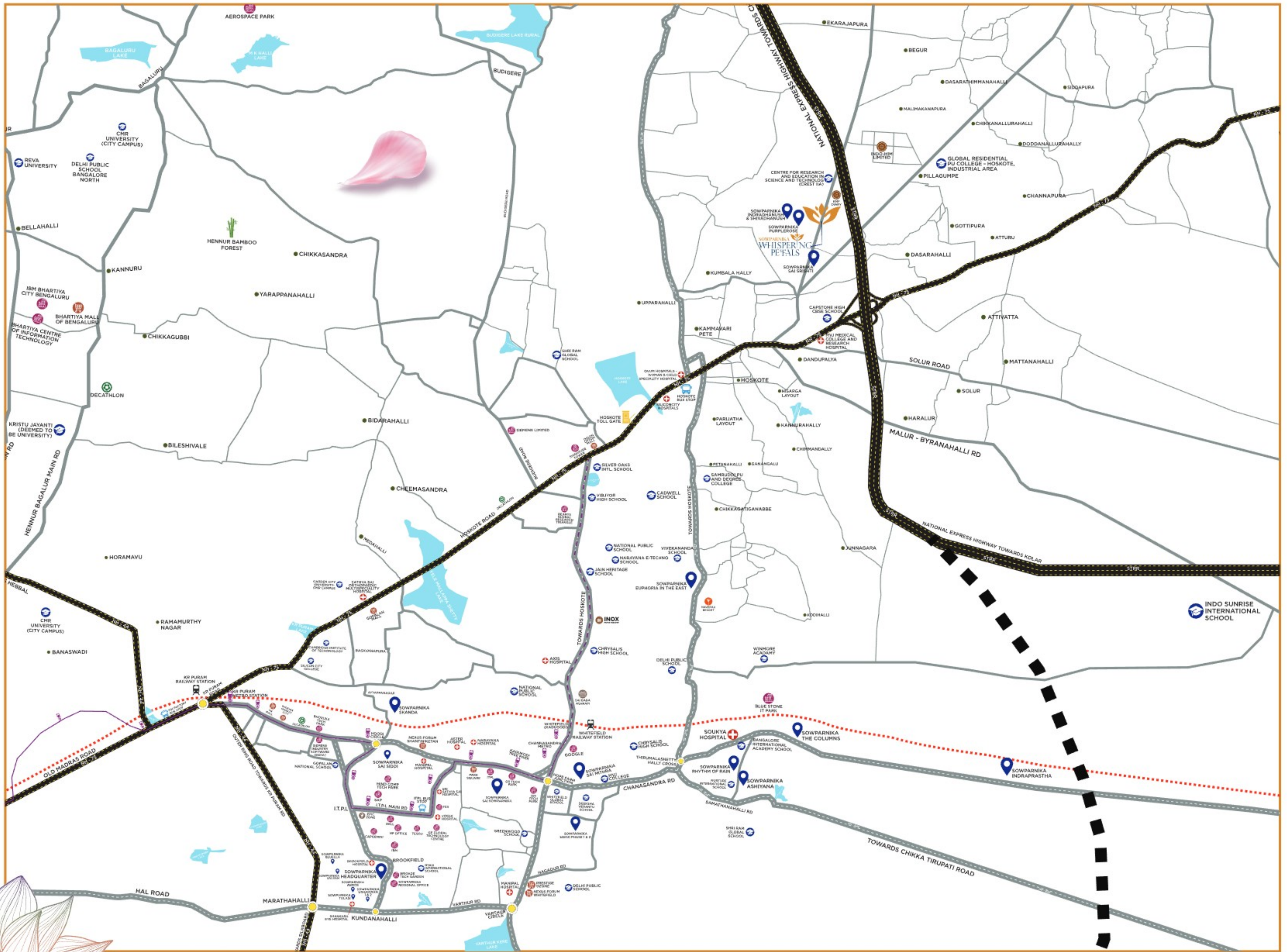
TOWER

3

Types of Unit	Saleable area in Sqft	Units per Floor	Total Units
3 BHK	1187-1315	6	120
2 BHK	1063	3	58
1 BHK	-	-	-
TOTAL		9	178



LOCATION MAP



PROXIMITY ADVANTAGE

is strategically located to keep you connected yet cocooned in peace.

SOWPARNIKA WHISPERING PETALS



5



-  Capstone High School
-  Silicon City Hospital
-  Ovum Women & Child
-  Care Hospital
-  Hoskote Bus Stop



10



-  MVJ Medical College & Hospital
-  MVJ Medical College



15



-  Whitefield Metro Station
-  Vibgyor High School

20

-  Jain Heritage School
-  DPS Mallasandra
-  Orion Uptown Mall
-  Bearys Global Research Triangle
-  Aerospace Park

-  Manipal Hospital
-  Nexus Shantiniketan



40

-  Shriram Global School
-  Phoenix Marketcity
-  Kempegowda International Airport
-  HopeFarm Junction
-  ITPL – Whitefield
-  TCS
-  Siemens Ltd

30



SOWPARNIKA
WHISPERING
PETALS

every amenity is designed to
nurture life's simple joys.

CLUBHOUSE

Artist's Impression





Artist's Impression

Grand Entry Portal

A stately welcome that reflects pride
every time you come home.



Volleyball & Half Basketball Court

For moments of play, energy, and togetherness

Image for representation





Landscaped Gardens

Breathe easy amid lush greenery that soothes the senses.



Kids Play Area & Maze Garden

For moments of play, energy, and togetherness





Image for representation

Leisure & Party Lawn

Expansive open areas to host celebrations under the stars.




Yoga & Meditation Lawn

A peaceful corner to reconnect with yourself every morning.



Image for representation





Swimming Pool

Breathe easy amid lush greenery that soothes the senses.

Multipurpose Hall

A world of joy where little ones can laugh, learn, and grow.



Image for representation

Indoor Games Zone

Spaces to bond over a game of chess, carrom, or table tennis.



Image for representation

Gymnasium

Stay fit, focused, and energized without stepping out.



SOWPARNIKA
WHISPERING
PETALS

BUILT TO DREAM



Artist's Impression

MASTER PLAN

BUILDING-1 (TOWER 1 & 2)



LEGENDS

1. GRAND ENTRY PORTAL.
2. SUNSET DECK.
3. PADEL COURT.
4. MINI FUTSAL COURT.
5. PICKLEBALL COURT.
6. VOLLEYBALL.
7. BASKETBALL PRACTICE POST.
8. BOX CRICKET.
9. LANDSCAPED GARDEN
10. GIANT BOARD GAMES
(LUDO AND SNAKES & LADDERS)
11. KIDSPLAY AREA.
12. MAZE GARDEN.
13. SENIOR CITIZEN PLAZA.
14. OUTDOOR GYM.
15. YOGA/MEDITATION LAWN.
16. AMPHITHEATRE.
17. REFLEXOLOGY ZONE.
18. LEISURE LAWN
19. PARTY LAWN.
20. KOI POND.
21. SUNRISE DECK.
22. WALKING TRACK.
23. SWIMMING POOL.



AMENITIES



GRAND ENTRY
PORTAL



SUNRISE / SUNSET
DECK



PADEL COURT



MINI FUTSAL
COURT



PICKLEBALL COURT



VOLLEYBALL



BASKETBALL
PRACTICE POST



BOX CRICKET



LANDSCAPED
GARDEN



GIANT BOARD
GAMES



KIDSPRAY
AREA



MAZE GARDEN



SENIOR
CITIZEN PLAZA



OUTDOOR GYM



YOGA / MEDITATION
LAWN



AMPHITHEATRE



REFLEXOLOGY
ZONE



LEISURE LAWN



KOI POND



WALKING TRACK



SWIMMING POOL



BADMINTON COURT



PLACE FOR
DOCTORS CLINIC



MULTIPURPOSE HALL



GYM



PLACE FOR
CONVENIENCE STORE



PARTY LAWN



INDOOR GAMES



FLOOR PLAN



TYPES OF FLOOR PLANS



GROUND FLOOR

BUILDING-1 (TOWER 1 & 2)



FIRST FLOOR

BUILDING-1 (TOWER 1 & 2)



TYPICAL FLOOR

BUILDING-1 (TOWER 1 & 2)



GROUND FLOOR

BUILDING-2 (TOWER - 3)



FIRST FLOOR

BUILDING-2 (TOWER - 3)



TYPICAL FLOOR

BUILDING-2 (TOWER - 3)



KEY PLAN

BUILDING-1 & 2



TOWER 3

- 3BHK
- 2BHK
- 1BHK



UNIT TYPE - 3BHK



NUMBER OF TYPES - 8




TYPE : 1 - EAST FACING

AREA : 1326 SQ FT



TYPE : 2 - NORTH FACING

AREA : 1311 SQ FT



TYPE : 3 - EAST FACING

AREA : 1211 SQ FT



TYPE : 3A - EAST FACING

AREA : 1223 SQ FT



TYPE : 4 - NORTH FACING

AREA : 1187 SQ FT



TYPE : 5 - NORTH FACING

AREA : 1315 SQ FT



TYPE : 6 - EAST FACING

AREA : 1311 SQ FT



ENTRY



TYPE : 7 - EAST FACING

AREA : 1187 SQ FT



UNIT TYPE - 3BHK



GROUND FLOOR UNITS



TYPE : I - EAST FACING

AREA : 1326 SQ FT

PRIVATE TERRACE AT GROUND FLOOR

UNIT : G03* - 386 SQ FT



TYPE : 2 - NORTH FACING

AREA : 1311 SQ FT

PRIVATE TERRACE AT GROUND FLOOR

UNIT : G14* - 108 SQ FT | G17* - 97 SQ FT



TYPE : 3 - EAST FACING

AREA : 1211 SQ FT

PRIVATE TERRACE AT GROUND FLOOR

UNIT : G06* - 108 SQ FT



TYPE : 3 - EAST FACING

AREA : 1211 SQ FT

PRIVATE TERRACE AT GROUND FLOOR

UNIT : G09* - 178 SQ FT

UNIT : G11* - 233 SQ FT | G12* - 256 SQ FT



TYPE : 4 - NORTH FACING

AREA : 1187 SQ FT

PRIVATE TERRACE AT GROUND FLOOR

UNIT : G13* - 87 SQ FT | G16* - 80 SQ FT



TYPE : 5 - NORTH FACING

AREA : 1315 SQ FT

PRIVATE TERRACE AT GROUND FLOOR

UNIT : G34* - 192 SQ FT



TYPE : 5 - NORTH FACING

AREA : 1315 SQ FT

PRIVATE TERRACE AT GROUND FLOOR

UNIT : G38* - 74 SQ FT



TYPE : 6 - EAST FACING


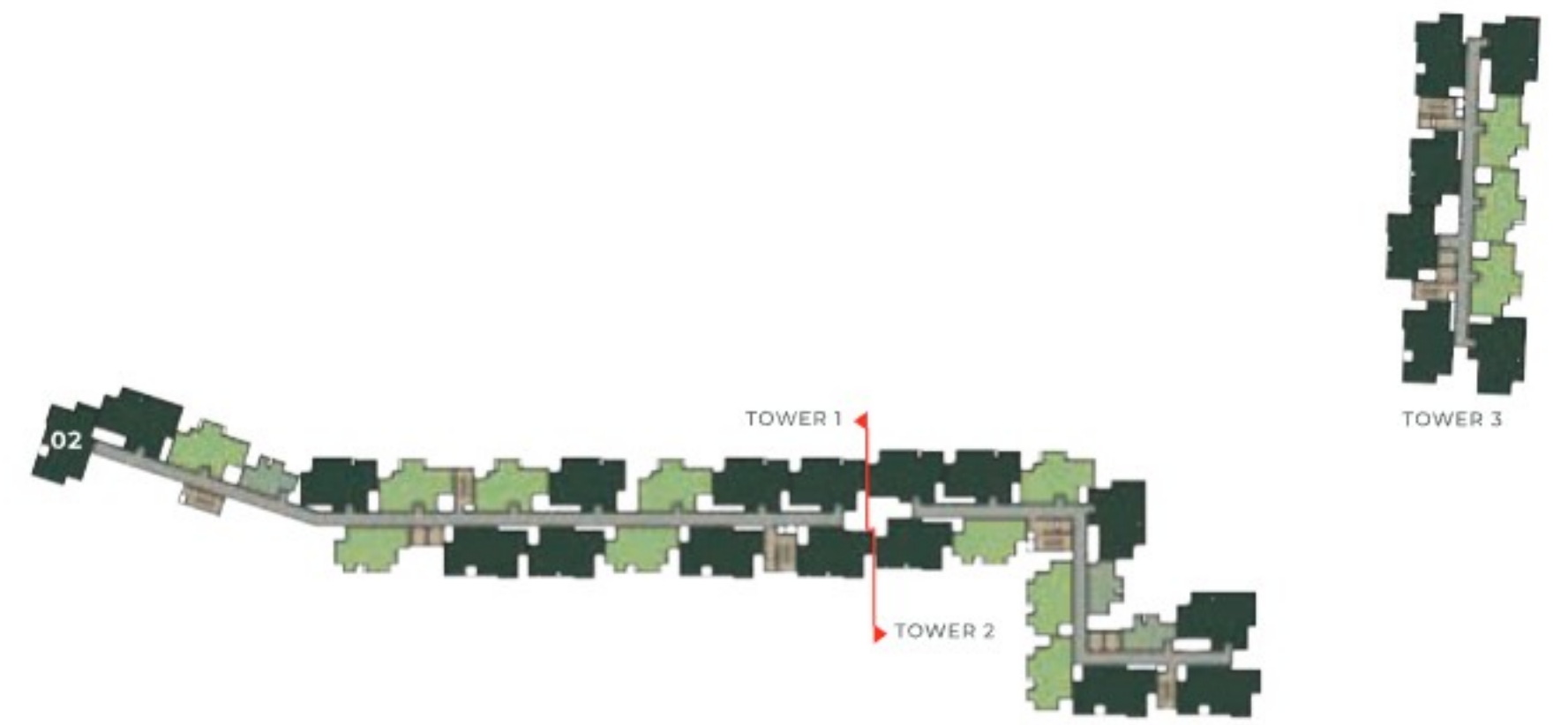
AREA : 1311 SQ FT

PRIVATE TERRACE AT GROUND FLOOR

UNIT : G02* - 255 SQ FT



ENTRY



TYPE : 6 - EAST FACING

AREA : 1311 SQ FT

PRIVATE TERRACE AT GROUND FLOOR

UNIT : G33* - 230 SQ FT



TYPE : 6 - EAST FACING

AREA : 1311 SQ FT

PRIVATE TERRACE AT GROUND FLOOR

UNIT : G39* - 324 SQ FT



TYPE : 7 - EAST FACING

AREA : 1187 SQ FT

PRIVATE TERRACE AT GROUND FLOOR

UNIT : G32* - 290 SQ FT





Artist's Impression

UNIT TYPE - 2BHK

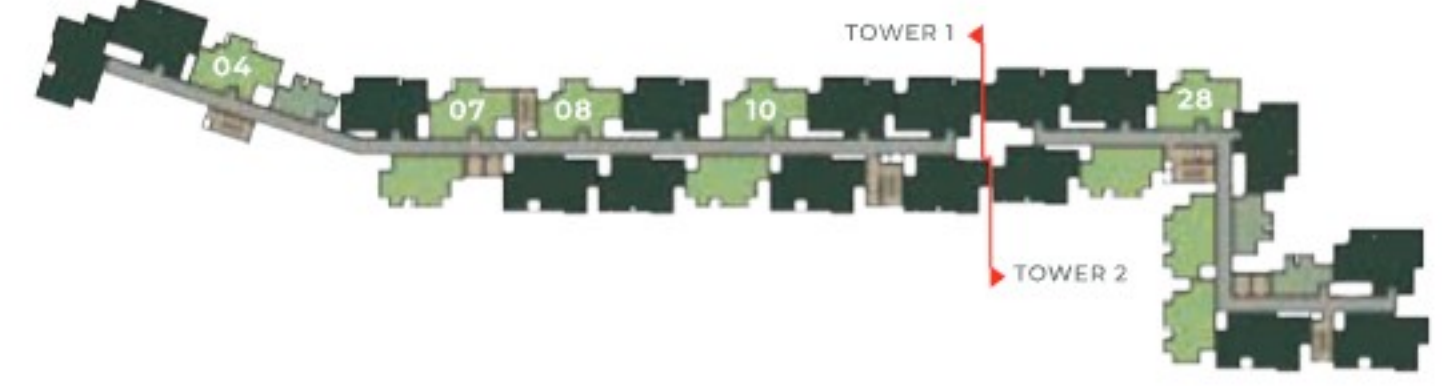


NUMBER OF TYPES - 4



TYPE : 1 - EAST FACING

AREA : 1073 SQ FT



TYPE : 2 - NORTH FACING

AREA : 1036 SQ FT



TYPE : 3 - NORTH FACING

AREA : 1063 SQ FT



TYPE : 4 - EAST FACING

AREA : 1036 SQ FT



TOWER 3



UNIT TYPE - 2BHK



GROUND FLOOR UNITS



TYPE : I - EAST FACING

AREA : 1073 SQ FT

PRIVATE TERRACE AT GROUND
FLOOR UNIT : G04* - 202 SQ FT



TYPE : I - EAST FACING

AREA : 1073 SQ FT

PRIVATE TERRACE AT GROUND FLOOR

UNIT : G08* - 231 SQ FT | G10* - 303 SQ FT



TYPE : 2 - NORTH FACING

AREA : 1036 SQ FT

PRIVATE TERRACE AT GROUND FLOOR

UNIT : G01* - 164 SQ FT



TYPE : 2 - NORTH FACING

AREA : 1036 SQ FT

PRIVATE TERRACE AT GROUND FLOOR

UNIT : G15* - 202 SQ FT



TYPE : 3 - NORTH FACING

AREA : 1063 SQ FT

PRIVATE TERRACE AT GROUND FLOOR

UNIT : G35* - 161 SQ FT



TYPE : 3 - NORTH FACING

AREA : 1063 SQ FT

PRIVATE TERRACE AT GROUND FLOOR

UNIT : G36* - 133 SQ FT



UNIT TYPE - IBHK



NUMBER OF TYPES - 2



TYPE : 1 - EAST FACING

AREA : 568 SQ FT



TYPE : 2 - WEST FACING

AREA : 604 SQ FT



TYPE : I - EAST FACING

AREA : 568 SQ FT

PRIVATE TERRACE AT GROUND
FLOOR UNIT : G05* - 202 SQ FT





WING - A

WHISPERING
PETALS

SPECIFICATIONS



1. Structure :

- Core wall and Shear wall – Monolithic construction with usage of best quality aluminium modular shuttering system.

2. Flooring :

- Living, Dining, Kitchen and Bedrooms – Vitrified tiles of reputed make.
- Toilet flooring – Matt-finish vitrified tiles of reputed make.
- Toilet dadoing up to 7 feet – Matt-finish vitrified tiles of reputed make.
- Kitchen dadoing above the counter up to height of 2 feet – Ceramic-glazed tiles of reputed make (only supply)
- Balcony – Anti-skid ceramic tiles of reputed make.
- Common Area – Matt-finish Vitrified tiles of reputed make.

3. Kitchen :

- Granite top & Stainless steel single bowl with drain board sink of reputed make (only supply).
- Provision for Chimney in kitchen.
- Utility area equipped with centralized RO water inlet.

4. Toilet :

- Sanitary fittings – Wall mounted EWC, Counter top wash basin of reputed make.
- CP fittings– Shower spout, Diverter, Shower head, health faucet of reputed make.
- Provision for geyser and Exhaust fan in toilets.

5. Door :

- Main Door – Super steel frame & Dual door of reputed make.
- Internal doors – Super steel frame & Single door of reputed make.
- Toilet doors – FRP door.
- Balcony doors – UPVC glazed shutter with mosquito mesh.
- Fire rated steel doors for fire exit.

6. Windows :

- UPVC windows with glazed shutters and mosquito mesh.
- M.S. safety grill for all the windows.

7. Electrical :

- Modular switches & sockets of reputed make.
- ELCB and MCB with independent EB meter of approved make.
- Good quality concealed copper wiring of approved make.
- Provision for Washing Machine point.
- TV points are provided in Living & Master Bedroom.

8. Power Backup :

- 100 % power back up for common areas.
- 1 KW power backup for 3BHK & 2BHK and 0.75KW for 1 BHK

9. Paint :

- Internal : Walls & Ceilings in Emulsion of reputed make.
- External : Water proof Emulsion of reputed make.
- All Railings : Enamel paint of reputed make.


10. Elevator :

- Lifts of Reputed make.

11. Air conditioning :

- Provision for fixing AC in Living cum Dining and all Bedrooms.





SOWPARNIKA

Delivering Happiness

Group stands for a vision where every aspiring family can own a home they are proud of

About Sowparnika Group

Sowparnika has been redefining affordable housing in South India with a focus on quality, transparency, and timely delivery. With over two decades of experience and projects across Karnataka, Kerala, and Tamil Nadu, Sowparnika has become a trusted name for first-time homebuyers. Every project reflects the promise of creating not just houses, but homes where aspirations bloom.



Achievements & Awards



Delivered 66

landmark projects across South India, setting new benchmarks in quality and design.



Affordable luxury

housing recognized with multiple awards for excellence and innovation.



10,000+

Happy Families, creating vibrant communities filled with trust and satisfaction.



On-time delivery


and unwavering customer trust have become the hallmarks of our reputation.



First choice

for aspiring homeowners in Bengaluru and beyond, building a legacy of reliability and value.





SOWPARNIKA

Delivering Happiness

CORPORATE OFFICE

SOWPARNIKA PROJECTS & INFRASTRUCTURE PRIVATE LIMITED

No. 750, 1st Main Road, AECS Layout, C-Block,
Kundalahalli, Bengaluru, KA - 560037, INDIA

Phone : +91 80 4243 3000 | Email : enquiry@sowparnika.com

www.sowparnika.com

SITE ADDRESS

SOWPARNIKA WHISPERING PETALS

SY. NO. 14/2 of Yalachanayakanapura Village, 75/9 of Doddahulluru Village,
Kasaba Hobli, Hoskote , Bengaluru, KA - 562114

www.sowparnikawhisperingpetals.com

RERA NO : PRM/KA/RERA/1250/304/PR/301025/008211

+91 8585850999

Locate us

