

signature
Premier

L U X U R Y R E D E F I N E D

GUNJUR - BENGALURU



Dream it, Live it

Every dream begins with a spark—a vision of a home where sunlight dances on your floors, laughter fills the air, and every corner whispers belonging. In the vibrant heart of Bengaluru—a city of culture and opportunity—this vision becomes reality with Signature Premier, the iconic masterpiece by **Signature Dwellings**, where luxury is truly redefined.



signature

signature

Project Insight

02 Acres of Land

Signature Premier seamlessly integrates nature and luxury, creating an exceptional living experience with elegant designs and lush green surroundings.

14 Floors

Rising gracefully, this single tower premium residence offers stunning views, optimised spaces, and a lifestyle designed for modern living aspirations.

3 BHK Unit Options

Experience living spaces tailored for you, with versatile layouts designed to maximise comfort, functionality, and a sense of belonging.



signature
Premier
LUXURY REDEFINED

1600-1690 Sq.ft Units

Discover spaciouly designed homes that offer a perfect blend of style, versatility, and elegance to suit your lifestyle needs.

109 Units

A limited collection of exclusive homes, thoughtfully designed to offer unmatched privacy, timeless sophistication, and a close-knit community atmosphere.

170k⁺ Sq.ft of SBA

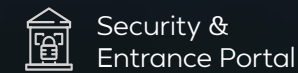
An expansive saleable area optimised to deliver seamless living spaces, blending luxury, efficiency, and contemporary design for a truly premium experience.



40⁺

World Class Amenities

Discover a lifestyle filled with an array of thoughtfully designed amenities, offering endless opportunities for relaxation, recreation, and luxury.



Security & Entrance Portal



Seating Court



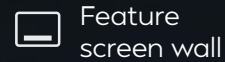
Raised Yoga Deck



Senior conversation court



Visitors Parking



Feature screen wall



Infinity Pool



Change room & Shower



Water Fountain



Stepped seating



Flower garden



Sand play



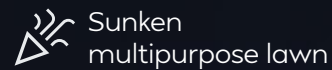
Buffer planting




Tropical planting



Kids pool



Sunken multipurpose lawn



Kids play area



Entry to linear park



Feature paving



Bio pool



Pool deck with stone flooring



Wheel chair entry



Amphitheatre



Feature screen wall with planting



Resting zone



Kids play with EPDM flooring & tower play



Scooter parking



Multiplay court



Tree court



Planter with giant tropical plants



Lounge deck with wooden flooring



Entrance to the park



Embankment wall for kids play



Party space





STEP INTO YOUR LUXURY

Legacies Begin Aspirations Thrive

Signature Premier invites you to experience a life crafted with purpose and finesse. Set in the vibrant heart of Gunjur, this project blends timeless design with modern innovation to create homes that are as unique as the people who live in them. Spread across two acres, every corner is a testament to thoughtful planning, offering spaces that inspire, comfort, and elevate your lifestyle. Here, luxury isn't just a feature—it's the foundation of a community where your aspirations take centre stage, and your legacy finds its home.

Leisure & Luxury Unified

Club Jeux at Signature Premier is where life's finest moments come together. This exclusive clubhouse seamlessly integrates spaces for relaxation, recreation, and connection, offering a curated experience that balances indulgence with vitality. Every detail reflects a commitment to elegance and harmony, making Club Jeux a true embodiment of leisure and luxury unified.

CLUB
Jeux















25

24

23

18

04

03

22

38

01

39

8M Wide Fire Driveway

ENTRY
EXIT

39

01

02

8M Wide Fire Driveway

8M Wide Fire Driveway

27

28

26

39

02

05

36

39

8M Wide Fire Driveway

31

32

29

05

33

30

19

06

21

34

35

20

17

07

09

10

40

18

16

15

14

13

12

11

08



40+

World Class Amenities

Discover a lifestyle filled with an array of thoughtfully designed amenities, offering endless opportunities for relaxation, recreation, and luxury.


- 01 Entrance Portal
- 02 Security Cabin
- 03 Main Entry Feature Wall
- 04 Visitors Parking
- 05 Scooter Parking
- 06 Entry To Linear Park
- 07 Tree Court
- 08 Seating Court
- 09 Feature Paving
- 10 Planter - Giant Tropical Trees
- 11 Raised Yoga Deck
- 12 Bio Pool
- 13 Kids Pool
- 14 Feature Wall
- 15 Pool Deck With Stone Flooring

- 16 Pool Deck With Wooden Flooring
- 17 Main Pool With Infinity Edges
- 18 Feature Wall
- 19 Feature Screen Wall
- 20 Change Room And Shower
- 21 Wheel Chair Entry
- 22 Entrance To The Park
- 23 Water Fountain
- 24 Amphitheater
- 25 Party Space
- 26 Stepped Seating
- 27 Sunken Multipurpose Lawn
- 28 Embankment Wall For Kids Play
- 29 Flower Garden
- 30 Senior Seating /Conversation Court

- 31 Kids Play
- 32 Sand Play
- 33 Resting Zone
- 34 Multiplay Court
- 35 Buffer Planting
- 36 Feature Screen Wall With Planting
- 37 Feature Wall (Tropical Mural Art)
- 38 Drop Off Water Feature
- 39 Driveway
- 40 Outdoor Gym
- 41 Indoor Gym
- 42 Association Hall
- 43 Yoga Area
- 44 Recreation Room



Floor Plan




UNIT 101, 201, 301, 401, 501, 601, 701, 801, 901, 1001, 1101, 1201, 1301

SALE AREA 1655 SQ.FT

RERA CARPET AREA 1039 SQ.FT

BALCONY AREA 117 SQ.FT


3BHK TYPE A (EAST FACING)



UNIT	102, 202, 302, 402, 502, 602, 702, 802, 902, 1002, 1102, 1202, 1302
SALE AREA	1600 SQ.FT
RERA CARPET AREA	1025 SQ.FT
BALCONY AREA	90 SQ.FT


3BHK TYPE B (EAST FACING)

Floor Plan



3BHK TYPE C (EAST FACING)


UNIT	103, 203, 303, 403, 503, 603, 703, 803, 903, 1003, 1103, 1203, 1303, 1403
SALE AREA	1600 SQ.FT
RERA CARPET AREA	1022 SQ.FT
BALCONY AREA	92 SQ.FT



3BHK TYPE D (EAST FACING)

UNIT	104, 204, 304, 404, 504, 604, 704, 804, 904, 1004, 1104, 1202, 1304, 1404
SALE AREA	1690 SQ.FT
RERA CARPET AREA	1077 SQ.FT
BALCONY AREA	96 SQ.FT

Floor Plan



UNIT	105, 205, 305, 405, 505, 605, 705, 805, 905, 1005, 1105, 1205, 1305, 1405
SALE AREA	1625 SQ.FT
RERA CARPET AREA	1049 SQ.FT
BALCONY AREA	82 SQ.FT


3BHK TYPE E (WEST FACING)



3BHK TYPE F&G (WEST FACING)

UNIT	106, 206, 306, 406, 506, 606, 706, 806, 906, 1006, 1106, 1206, 1306, 1406 107, 207, 307, 407, 507, 607, 707, 807, 907, 1007, 1107, 1207, 1307, 1407
SALE AREA	1635 SQ.FT
RERA CARPET AREA	1052 SQ.FT
BALCONY AREA	88 SQ.FT

Floor Plan










3BHK TYPE H (WEST FACING)




UNIT	108, 208, 308, 408, 508, 608, 708, 808, 908, 1008, 1108, 1208, 1308
SALE AREA	1690 SQ.FT
RERA CARPET AREA	1090 SQ.FT
BALCONY AREA	90 SQ.FT



Building Specifications

	Structure	RCC framed structure.
	Flooring	Vitrified tiles flooring in living, dining, bedrooms of Varmora/Kajaria/Orient Bell/ equivalent (800MM*800MM). Anti-skid Ceramic tiles in bathrooms (600mm*600mm). Balconies and utility of Varmora/Kajaria/Orient Bell/equivalent. (300mm*300mm)
	Windows	UPVC window with Saint-Gobain glass. Ventilators with glass louvers and provision for exhaust fans in all bathrooms. UPVC French windows at balcony.
	Kitchen	Adequate electrical & plumbing points including points for washing machine, water purifier & chimney.
	Bathrooms	Glazed Ceramic tiles dado of Varmora/ Kajaria/ Orient Bell/equivalent make up to 7 feet height. White coloured commode and basins of American Standard /Kohler /Roca / Jaquar/equivalent make. Elegant CP fittings, faucets of American Standard /Kohler /Roca /Jaquar/ equivalent make. Hot and cold diverter unit with overhead shower of American Standard /Kohler/ Roca/Jaquar/equivalent make Provision for geyser and exhaust fan in all bathrooms. Pressure checked plumbing and drainage lines to ensure leak proof toilets.

	<p style="text-align: center;">Doors</p>	<p>Main Door: Pre-hung main door (2300mm*1066mm). Frame - 125mm*45mm African Teak wood frame with PU polish & bottom threshold. Shutter - 40mm thick with both sides Teak veneer finished flush door with Teak veneer edge banding & PU polish. Digital lock from Godrej</p> <p>Bedroom Doors: Pre-hung door (2100mm*900mm). Frame - 100mm*45mm Laminate wrapped LVL (Laminated Veneer Lumber) frames. Shutter - 35mm thick with both side approved Fero laminated flush door with all around PVC edge banding. Handle lock of Godrej/Europa.</p> <p>Toilet Doors: Pre-hung door (2100mm*750mm). Frame - 100mm*45mm laminated wrapped WPC (Wood Plastic Composite) frames. Shutter - 32mm thick with both sides approved fero laminated flush door with all around PVC edge banding. Handle lock of Godrej/Europa.</p>
	<p style="text-align: center;">Electrical</p>	<p>Good quality fire resistant copper cables of Anchor/RR/Salzer/Orbit/ equivalent make. Elegant modular switches of Anchor/ Legrand/ L&T / equivalent make. One Earth Leakage Circuit Breaker (ELCB) for each apartment. Adequate light, fan and plug points. TV points in living and master bedroom. A/C point in master bedroom. Power supply (BESCOM), 5KW for 3BHK. 100% DG Back up for common areas and 3.0 KVA for 3BHK in individual apartments .</p>

	<p align="center">Paint</p>	<p>Weather proof Acrylic exterior emulsion paint for external walls. Interior Acrylic Emulsion paint for interior walls and ceiling. Enamel paint for all MS works.</p>
	<p align="center">Elevators</p>	<p>Elevators of Otis/Kone/Mitsubishi or equivalent make.</p>
	<p align="center">Car Parking</p>	<p>One covered car parking per unit.</p>

Exceptional Homes, Premium Brands

Signature Premier is crafted with a selection of renowned brands that define quality and reliability. From the foundation to the finest finishes, every element is chosen to ensure lasting excellence and unmatched comfort. Experience a home where premium materials meet exceptional standards, creating a living space you can truly trust.

Partnering with Excellence

 legrand®

Roca

*American
Standard*

KONE

EUROPA

 **ANCHOR**
by Panasonic

KOHLER

Kajaria
TRANSFORM YOUR WORLD

RR✓KÄBEL

GM

Jaquar


SAINT-GOBAIN

salzer

OTIS

LARSEN & TOUBRO

VARMORA

Godrej

 orientbell
tiles

 MITSUBISHI
ELECTRIC

ORBIT
THE POWER OF PEOPLE











RECEPTION

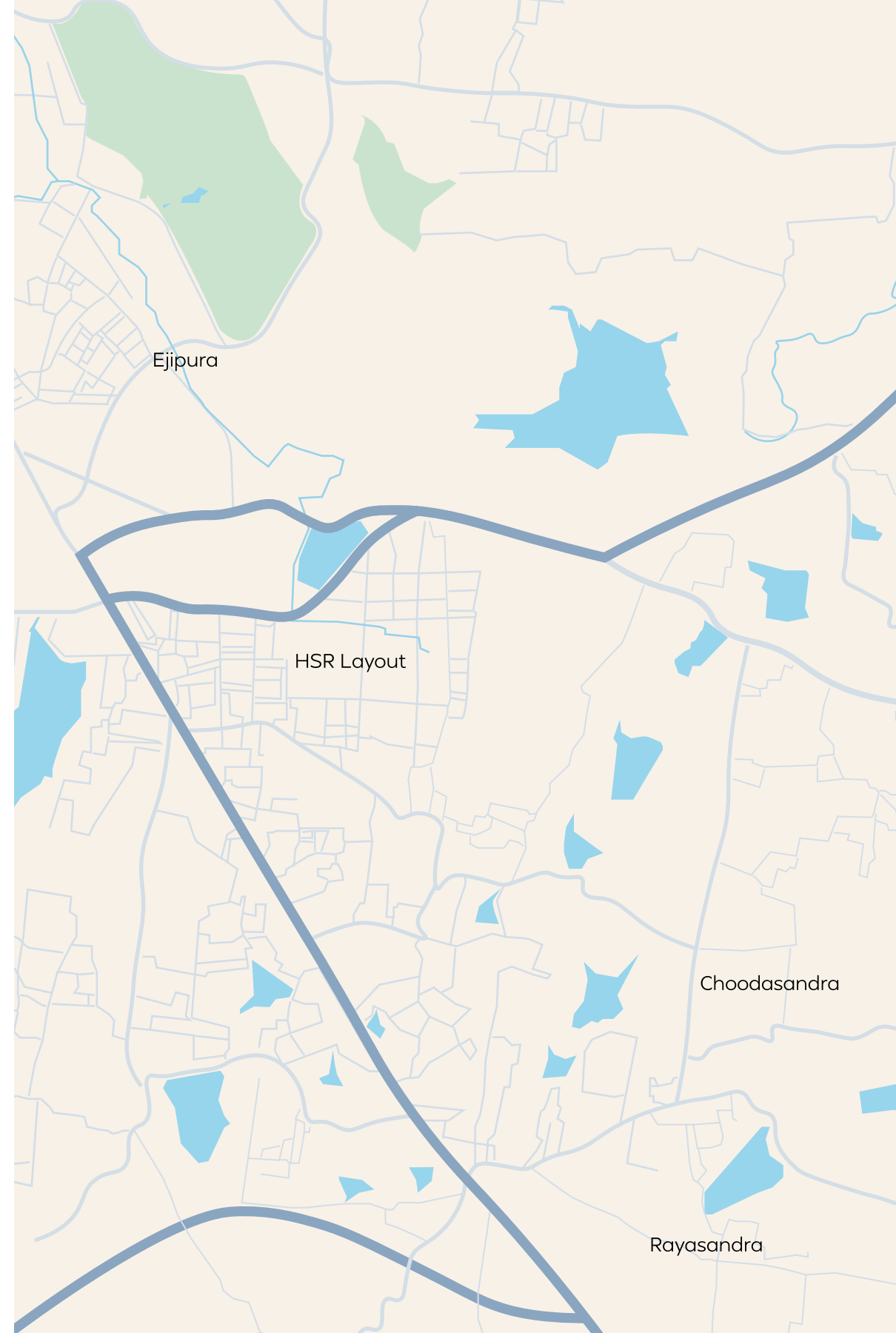


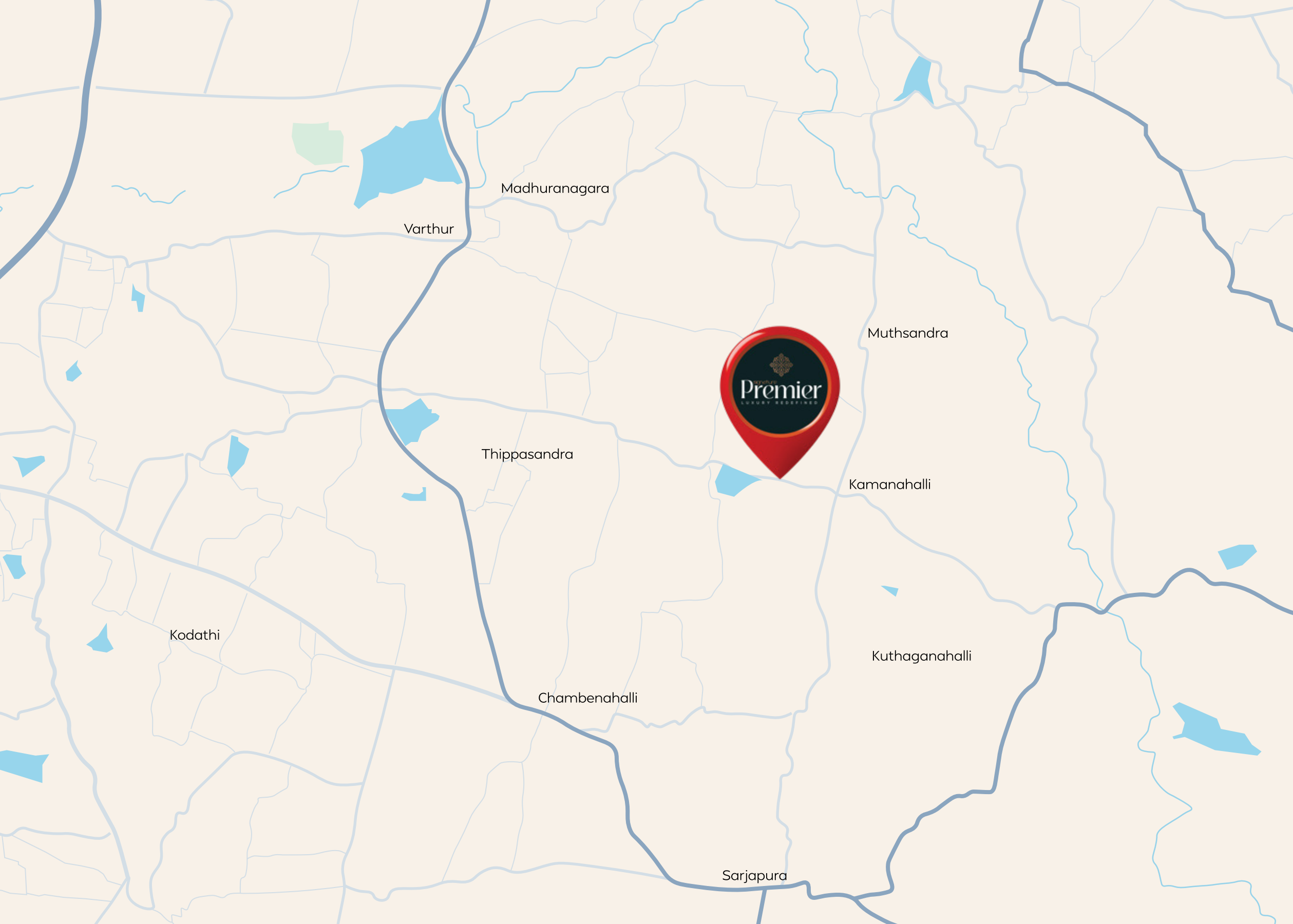
Location

Deens Academy	3.0 kms
NPS Varthur	1.5 kms
Inventure Academy	08 kms
Foundation School	3.5 kms
Basil Woods International School	04 kms
Greenwood High	08 kms
TISB	07 kms
Manipal Hospital Whitefield	15 kms
Forum Value Mall	09 kms
RGA Techpark	10 kms
RMZ Eco Space	13 kms
Decathlon	10 kms
Wipro University	10 kms
ITPL	15 kms
Dommasandra Metro Station*	06 kms
Sarjapur Metro Station*	06 kms
Dmart	08 kms
Sakra World Hospital	13 kms
New Horizon College of Engineering	12 kms
Carmelaram Railway Station	10 kms

The maps provided are for reference only and may not reflect exact boundaries, routes, or precise distances to key landmarks and facilities.

*Indicates upcoming developments in the area.





Madhuranagara

Varthur

Muthsandra



Thippasandra

Kamanahalli

Kodathi

Kuthaganahalli

Chambenahalli

Sarjapura

The Architectural Brilliance Behind Signature Premier

Signature Premier is a testament to design excellence, envisioned and brought to life by Kumar Group Total Designers, a leading name in architecture and design. With over 45 years of expertise, Kumar Group has set benchmarks in architecture, interiors, and urban design, crafting award-winning spaces that seamlessly blend innovation with functionality.

Led by Principal Architect Ar. S Gopakumar and Chief Architect Ar. Anuj Gopakumar, the firm has an illustrious portfolio spanning premium residences, commercial landmarks, and hospitality projects. Their deep-rooted commitment to design ingenuity and client-centric solutions has earned them collaborations with esteemed brands such as HDFC, Taj Hotels, Choice Group, and Kerala Tourism.

Bringing their signature touch to Signature Premier, Kumar Group ensures a harmonious fusion of aesthetics, efficiency, and modern luxury—creating not just a residence, but an architectural masterpiece.



Ar. S Gopakumar
Principal Architect



Ar. Anuj Gopakumar
Chief Architect



KUMAR
GROUP
TOTAL DESIGNERS

Call: +91 702 666 9299



SIGNATURE DWELLINGS PVT. LTD

21 & 22, 2nd & 3rd Floor, Aspire Square
1st Main Road, 1st Block Koramangala, Bengaluru - 560 034
info@signaturedwellings.in | signaturedwellings.com

Disclaimer: This brochure is conceptual and not a legal offering. All images are for illustrative purposes only. Signature Dwellings Pvt. Ltd reserves the right to change, delete, or add any specifications or plans mentioned herein. Additionally, Signature Dwellings Pvt. Ltd reserves the right to modify the brand pool in the event of non-availability of a particular brand mentioned in the brochure.