

**ADMIRER BY FAMILIES.
AWARDED BY JURIES.**


Live The Soho Life



Artistic Impression


www.nambiarbuilders.com

In association with
BV BADAM
VENTURES Realty



Nambiar
DISTRICT 25
2, 3 & 4 BHK Residences.
Off Sarjapur Road





ACCOLADES 2025



Artistic Impression



AN ENVIABLE ADDRESS



MASTER PLAN






-  Proposed Commercial Development
-  Future Development

Artistic Impression





OUTDOOR AMENITIES

PHASE 1 & 2

01. Carrige way with cycle lane
02. Verge tree line
03. Raised pedestrain crossing
04. Treeline
05. Shared lane
06. Treeline with benches
07. Podium driveway
08. Podium dropoff
09. Parking on podium
10. Cycle stand
11. Raised bus halt zone (School bus bay)
12. Wating area-semi covered in boulevard
13. Open Pavillions
14. Maidan with large trees
15. Santhe street along bus waiting area
16. Senior's hall
17. Hobby center
18. Swimming pool
19. Kids pool
20. Poolside deck
21. Circle time
22. Martial arts Dojo/Hobby centre
23. Tree court & sportsmen plaza
24. Pickleball
25. Basketball
26. Volleyball

27. Tennis court
28. Plaza
29. Seating arena
30. Orchard around pavilion
31. Rain tree plaza
32. Pocket park
33. Palm court
34. Heliconia garden
35. Sacred flower garden
36. Medicinal plant beds
37. Multipurpose land with peripheral mounds
38. Pollinator garden, butterfly garden & walk way
39. Hammock garden
40. Nocturnal garden
41. Bamboo grooves around parking
42. Tree courts
43. Pet Pocket park
44. Multipurpose pavillion
45. Yoga deck
46. Trampoline
47. Kids' Play zones
48. Swing plaza
49. Roof deck
50. Exercise garden
51. Laughter club
52. Outdoor work station

CLUBHOUSE

53. Soho zone-flea market
54. Arrival courts
55. Sculpture court
56. Food Truck zone
57. Promenade
58. Pavillion
59. Activity zone
60. Great lawn
61. Projection wall
62. Play area
63. Kid's play zone 1
64. Kid's play zone 2- totlot
65. Tree court
66. Two wheeler parking
67. Truck parking
68. Pooniside deck
69. Family pool
70. Olympic length pool
71. Party lawn
72. Oval glade
73. Green buffer
74. Water court





CLUB HOUSE

(INDOOR AMENITIES)

CLUB 01

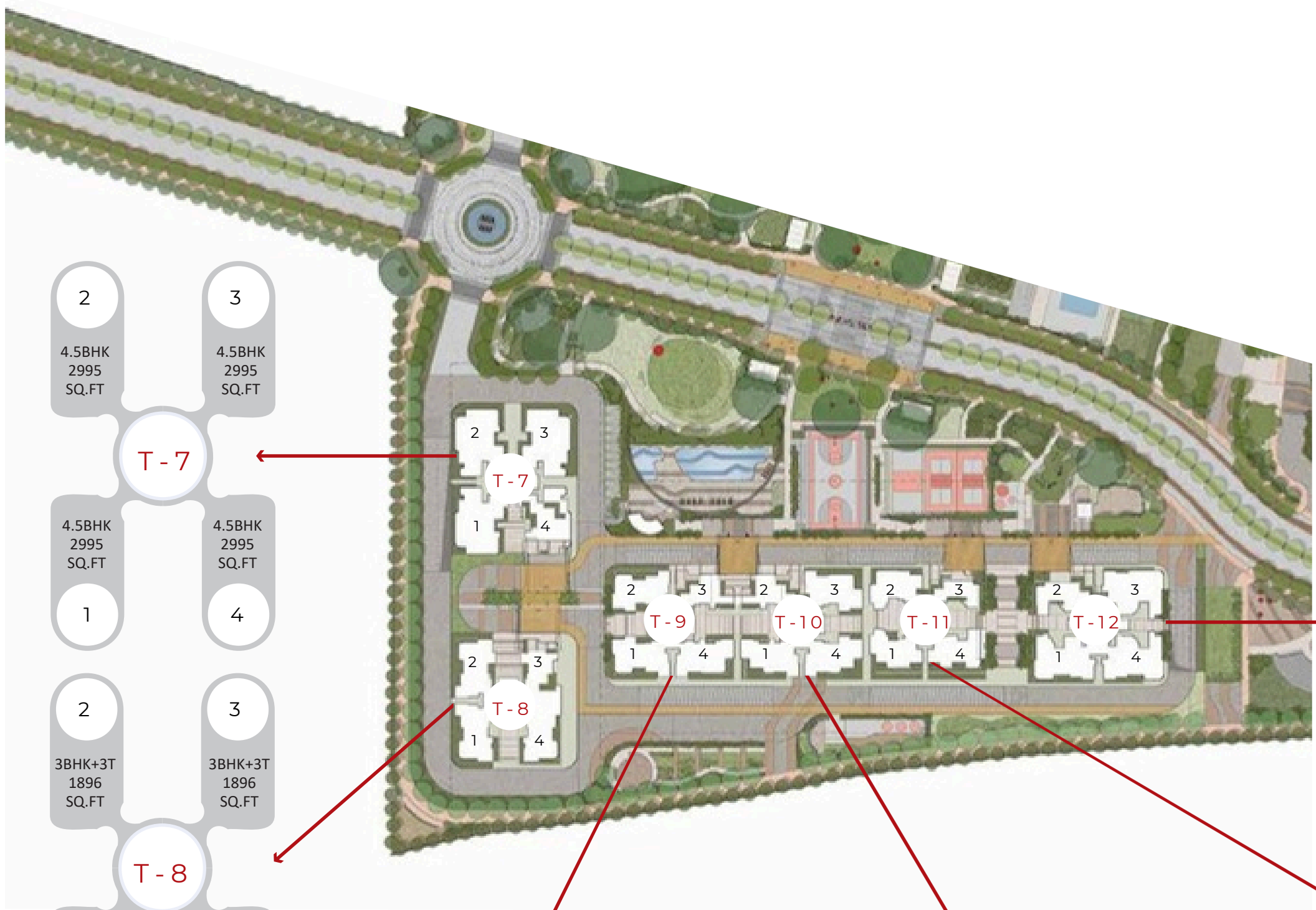
- Indoor pool
- Space for spa
- Changing rooms
- Space for kitchen
- Lounge
- Entrance lobby
- Informal lounge
- Formal lounge
- Space for café
- Space for restaurant
- Multipurpose hall
- Badminton courts
- Gym
- Table tennis
- Squash court
- Lounge
- Futsal court

CLUB 02

- Banquet hall
- Auditorium
- Space for shops
- Banquet kitchen
- Admin office Staff area
- Space for saloon Space
- for grocery store
- Entrance lounge Space
- for creche Kids play zone
- Office
- AV room
- Library
- Dance/Aerobics
- Activity terrace
- Indoor games
- Cards room
- Space for Bar
- Party terrace
- Observatory
- Snooker/Billiards
- Bowling alley



UNIT TYPOLOGY DISTRIBUTION



2
4.5BHK
2995
SQ.FT

3
4.5BHK
2995
SQ.FT

T-7

4.5BHK
2995
SQ.FT

1

4

2
3BHK+3T
1896
SQ.FT

3
3BHK+3T
1896
SQ.FT

T-8

3BHK+3T
1896
SQ.FT

1

4

2
3BHK+3T
2046
SQ.FT

3BHK+3T
1695
SQ.FT

3

T-9

1
3BHK+3T
2046
SQ.FT

3BHK+3T
1695
SQ.FT

4

2
3BHK+2T
1454
SQ.FT

3BHK+2T
1454
SQ.FT

3

T-10

1
2BHK
1245
SQ.FT

2BHK
1245
SQ.FT

4

2
3BHK+3T
1695
SQ.FT

3BHK+3T
2046
SQ.FT

3

T-11

1
3BHK+3T
1695
SQ.FT

3BHK+3T
2046
SQ.FT

4

2
4BHK
2561
SQ.FT

4BHK
2561
SQ.FT


3

T-12

1
4BHK
2561
SQ.FT

4BHK
2561
SQ.FT

4





TOWER - 07



UNIT NO-2
4B5T (L) (7012)

UNIT NO-3
2B2T (7013)

FIRST FLOOR PLAN

PHASE 2 TOWER-07



UNIT NO-1
4B5T (L) (7011)

UNIT NO-4
4B5T (L) (7013)

TOWER-07							
TYPE	UNIT NO	SALE AREA		CARPETAREA		SKY DECK /BALCONYAREA	
		sqm	sft	sqm	sft	sqm	sft
4B - 5T (L)	1	278.29	2995	181.87	1958	23.70	255
4B - 5T (L)	2	278.29	2995	181.87	1958	23.70	255
2B - 2T	3	192.17	2068	121.82	1311	20.76	223
4B - 5T (L)	4	278.29	2995	181.87	1958	23.70	255

UNIT NO-2
4B5T (L) (7022)

UNIT NO-3
2B2T (7023)

FIRST FLOOR PLAN

PHASE 2 TOWER-07



UNIT NO-1
4B5T (L) (7021)

UNIT NO-4
4B5T (L) (7023)



TOWER-07							
TYPE	UNIT NO	SALE AREA		CARPETAREA		SKY DECK /BALCONYAREA	
		sqm	sft	sqm	sft	sqm	sft
4B - 5T (L)	1	278.29	2995	181.87	1958	23.70	255
4B - 5T (L)	2	278.29	2995	181.87	1958	23.70	255
2B - 2T	3	192.17	2068	121.82	1311	20.76	223
4B - 5T (L)	4	278.29	2995	181.87	1958	23.70	255

UNIT NO-2
4B5T (L) (7032)

UNIT NO-3
4B2T(L) (7033)

THIRD FLOOR PLAN

PHASE 2 TOWER-07



UNIT NO-1
4B5T (L) (7031)

UNIT NO-4
4B5T (L) (7034)



TOWER-07							
TYPE	UNIT NO	SALE AREA		CARPETAREA		SKY DECK /BALCONYAREA	
TYPOLGY		sqm	sft	sqm	sft	sqm	sft
4B - 5T (L)	1	278.29	2995	181.87	1958	23.70	255
4B - 5T (L)	2	278.29	2995	181.87	1958	23.70	255
4B - 5T (L)	3	278.29	2995	181.87	1958	23.70	255
4B - 5T (L)	4	278.29	2995	181.87	1958	23.70	255

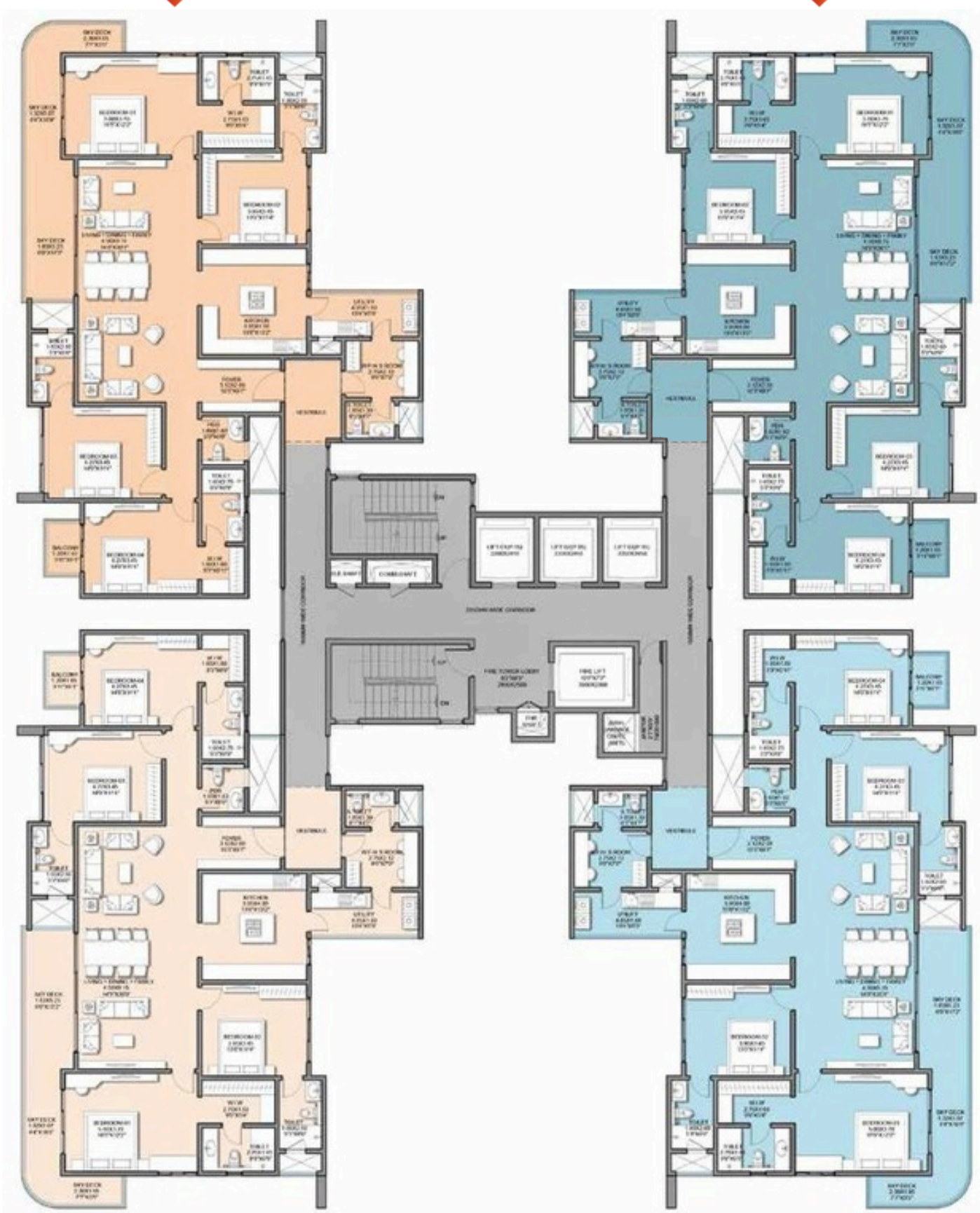
UNIT NO-2
 4B5T (L)(7042TO7162,
 7182 TO 7252, 7272 TO 7342)

UNIT NO-3
 4B5T (L)(7043TO7163,
 7183 TO 7253, 7273 TO 7343)

TYPICAL FLOOR PLAN

(4th to 16th, 18th to 25th & 27th to 34th)

PHASE 2 TOWER-07



UNIT NO-1
 4B5T (L)(7041 TO 7161,
 7181 TO 7251, 7271 TO 7341)

UNIT NO-4
 4B5T (L)(7044TO7164,
 7184 TO 7254, 7274 TO 7344)

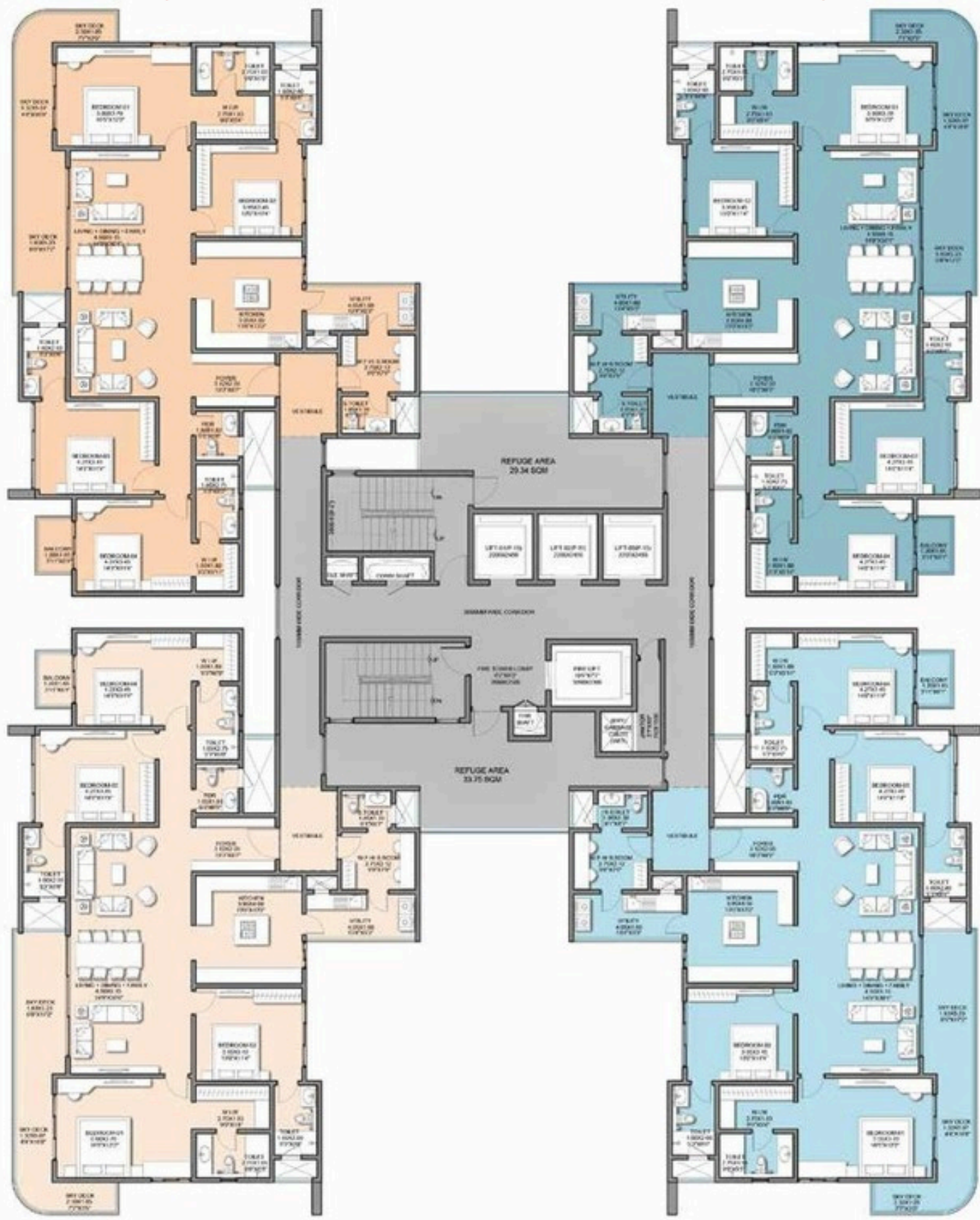
TOWER-07							
TYPE	UNIT NO	SALE AREA		CARPET AREA		SKY DECK /BALCONY AREA	
TYOLOGY		sqm	sft	sqm	sft	sqm	sft
4B - 5T (L)	1	278.29	2995	181.87	1958	23.70	255
4B - 5T (L)	2	278.29	2995	181.87	1958	23.70	255
4B - 5 T (L)	3	278.29	2995	181.87	1958	23.70	255
4B - 5T (L)	4	278.29	2995	181.87	1958	23.70	255

UNIT NO-2
4B5T (L) (7172 & 7262)

UNIT NO-3
4B5T (L) (7173 & 7263)

REFUGE FLOOR PLAN (17th&26th)th

PHASE 2 TOWER-07



UNIT NO-1
4B5T(L)(7171&7261)

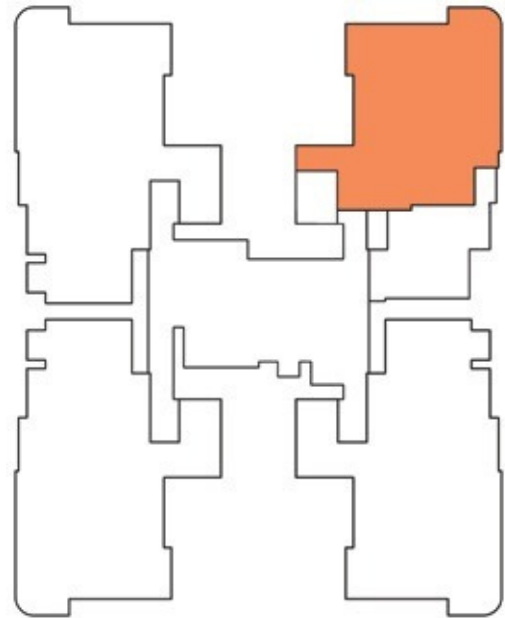
UNIT NO-4
4B5T (L) (7174 & 7264)



TOWER-07							
TYPE	UNIT NO	SALE AREA		CARPET AREA		SKY DECK /BALCONY AREA	
TYOLOGY		sqm	sft	sqm	sft	sqm	sft
4B - 5T (L)	1	278.29	2995	181.87	1958	23.70	255
4B - 5T (L)	2	278.29	2995	181.87	1958	23.70	255
4B - 5 T (L)	3	278.29	2995	181.87	1958	23.70	255
4B - 5T (L)	4	278.29	2995	181.87	1958	23.70	255

2 BED 2T-UNIT-3 (1&2nd FLOOR PLAN)

PHASE 2 TOWER-07



CLUSTER PLAN
TOWER-07

SALE AREA - 192.17 sqm / 2068 sft

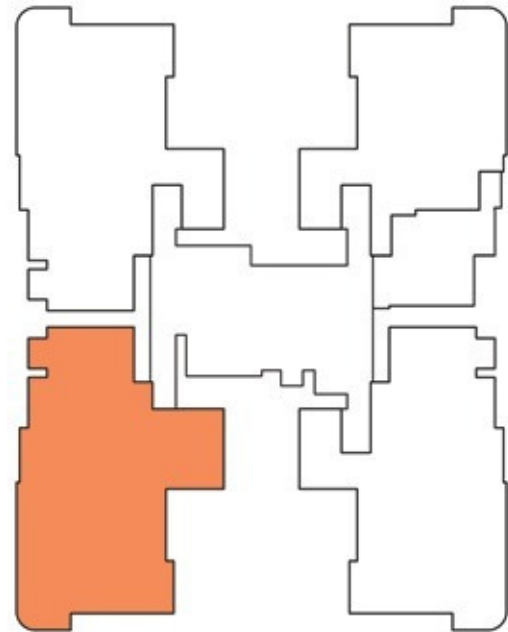
CARPET AREA - 121.82 sqm / 1311 sqft

SKYDECK / BALCONY AREA - 20.76 sqm / 223 sqft



4 BED 5T (L)-UNIT-1

PHASE 2 TOWER-07



CLUSTER PLAN
TOWER-07

SALE AREA - 278.29 sqm / 2995 sft

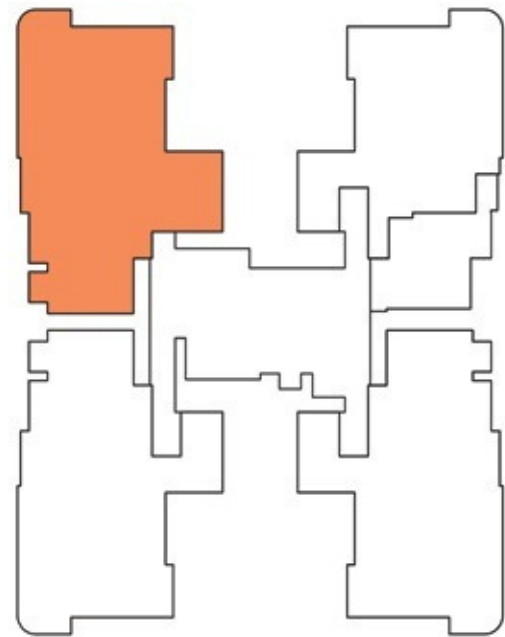
CARPET AREA - 181.87 sqm / 1958 sqft

SKYDECK / BALCONY AREA - 23.70 sqm / 255 sqft



4 BED 5T (L)-UNIT-2

PHASE 2 TOWER-07



CLUSTER PLAN
TOWER-07

SALE AREA - 278.29 sqm / 2995 sft

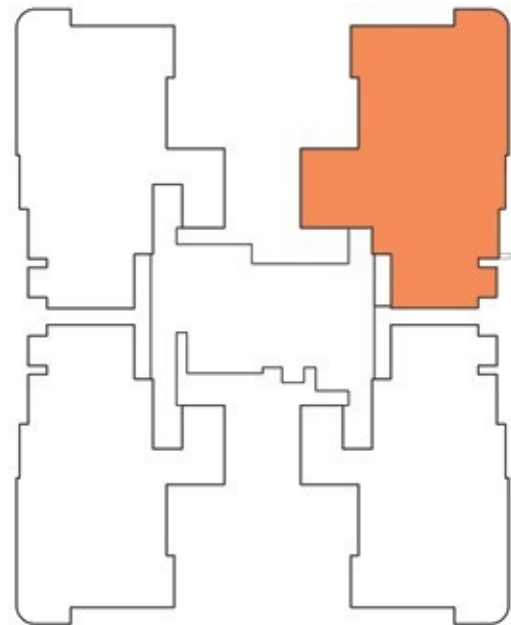
CARPET AREA - 181.87 sqm / 1958 sqft

SKYDECK / BALCONY AREA - 23.70 sqm / 255 sqft



4 BED 5T (L)-UNIT-3

PHASE 2 TOWER-07



CLUSTER PLAN
TOWER-07

SALE AREA - 278.29 sqm / 2995 sft

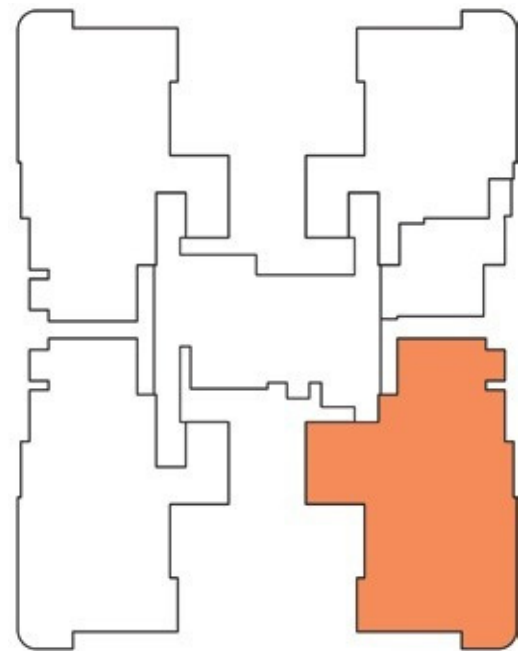
CARPET AREA - 181.87 sqm / 1958 sqft

SKYDECK / BALCONY AREA - 23.70 sqm / 255 sqft



4 BED 5T (L)-UNIT-4

PHASE 2 TOWER-07



CLUSTER PLAN
TOWER-07

SALE AREA - 278.29 sqm / 2995 sft

CARPET AREA - 181.87 sqm / 1958 sqft

SKYDECK / BALCONY AREA - 23.70 sqm / 255 sqft



TOWER - 08



UNIT NO-2
3B3T (M) (8012)

UNIT NO-3
2B2T (8013)

FIRST FLOOR PLAN

PHASE 2 TOWER-08



UNIT NO-1
3B3T (M) (8011)

UNIT NO-4
3B3T (M) (8014)



TOWER-08							
TYPE	UNIT NO	SALE AREA		CARPETAREA		SKY DECK /BALCONYAREA	
TYOLOGY		sqm	sft	sqm	sft	sqm	sft
3B - 3T (M)	1	176.16	1896	111.13	1196	18.19	196
3B - 3T (M)	2	176.16	1896	111.13	1196	18.19	196
2B - 2T	3	148.51	1599	90.49	974	18.19	196
3B - 3T (M)	4	176.16	1896	111.13	1196	18.19	196

UNIT NO-2
3B3T (M) (8022)

UNIT NO-3
2B2T (8023)

SECOND FLOOR PLAN

PHASE 2 TOWER-08



UNIT NO-1
3B3T (M) (8021)

UNIT NO-4
3B3T (M) (8024)

TOWER-08							
TYPE	UNIT NO	SALE AREA		CARPET AREA		SKY DECK /BALCONY AREA	
		sqm	sft	sqm	sft	sqm	sft
3B - 3T (M)	1	176.16	1896	111.13	1196	18.19	196
3B - 3T (M)	2	176.16	1896	111.13	1196	18.19	196
2B - 2T	3	148.51	1599	90.49	974	18.19	196
3B - 3T (M)	4	176.16	1896	111.13	1196	18.19	196

UNIT NO-2
3B3T (M) (8032)

UNIT NO-3
3B2T (8033)

THIRD FLOOR PLAN

PHASE 2 TOWER-08



UNIT NO-1
3B3T (M) (8031)

UNIT NO-4
3B3T (M) (8034)



TOWER-08							
TYPE	UNIT NO	SALE AREA		CARPETAREA		SKY DECK /BALCONYAREA	
		sqm	sft	sqm	sft	sqm	sft
3B - 3T (M)	1	176.16	1896	111.13	1196	18.19	196
3B - 3T (M)	2	176.16	1896	111.13	1196	18.19	196
3B- 3 T(M)	3	176.16	1896	111.13	1196	18.19	196
3B - 3T (M)	4	176.16	1896	111.13	1196	18.19	196

UNIT NO-2
 3B3T (M)(8042TO8162,
 8182 TO 8252, 8272 TO 8342)

UNIT NO-3
 3B3T (m)(8043TO8163,
 8183 TO 8253, 8273 TO 8343)

TYPICAL FLOOR PLAN

(4th to 16th, 18th to 25 & 27th to 34th)

PHASE 2 TOWER-08



UNIT NO-1
 3B3T (M)(8041 TO 8161,
 8181 TO 8251, 8271 TO 8341)

UNIT NO-4
 3B3T (M)(8044TO8164,
 8184 TO 8254, 8274 TO 8344)



TOWER-08							
TYPE	UNIT NO	SALE AREA		CARPET AREA		SKY DECK /BALCONY AREA	
TPOLOGY		sqm	sft	sqm	sft	sqm	sft
3B - 3T (M)	1	176.16	1896	111.13	1196	18.19	196
3B - 3T (M)	2	176.16	1896	111.13	1196	18.19	196
3B - 3T (M)	3	176.16	1896	111.13	1196	18.19	196
3B - 3T (M)	4	176.16	1896	111.13	1196	18.19	196

UNIT NO-2
3B3T (M) (8172 & 8262)

UNIT NO-3
3B3T (M) (8173 & 8263)

REFUGE FLOOR PLAN (17 & 26th)

PHASE 2 TOWER-08



UNIT NO-1
3B3T (M) (8171 & 8261)

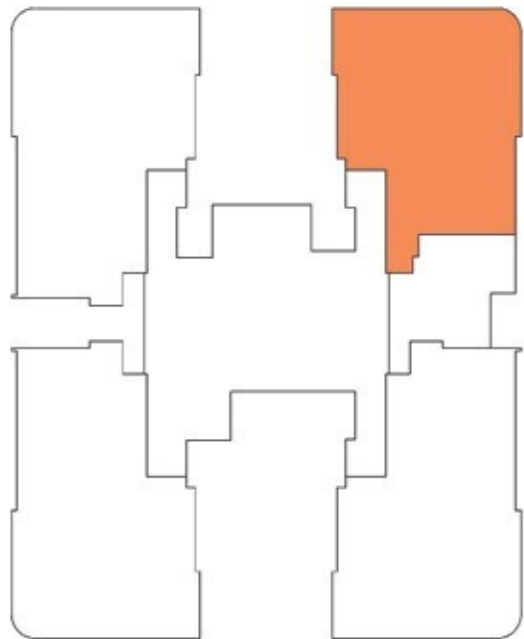
UNIT NO-4
3B3T (M) (8174 & 8264)



TOWER-08							
TYPE	UNIT NO	SALE AREA		CARPET AREA		SKY DECK /BALCONY AREA	
TYPOLGY		sqm	sft	sqm	sft	sqm	sft
3B - 3T (M)	1	176.16	1896	111.13	1196	18.19	196
3B - 3T (M)	2	176.16	1896	111.13	1196	18.19	196
3B- 3 T(M)	3	176.16	1896	111.13	1196	18.19	196
3B - 3T (M)	4	176.16	1896	111.13	1196	18.19	196

2 BED 2T-UNIT-3 (1&2nd FLOOR PLAN)

PHASE 2 TOWER-08



CLUSTER PLAN
TOWER-08

SALE AREA - 148.51 sqm / 1599 sft

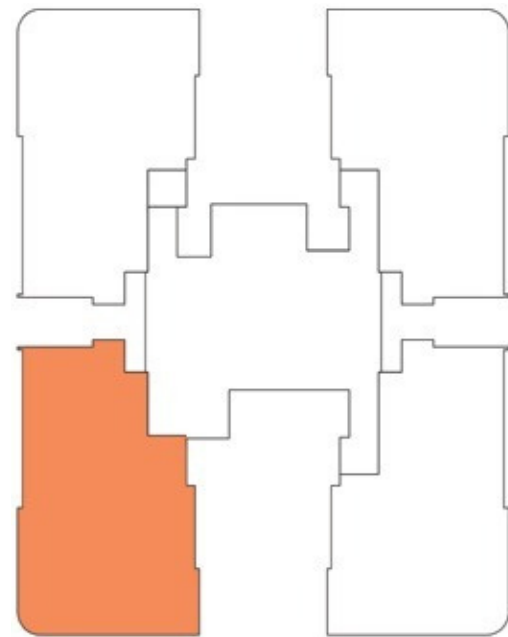
CARPET AREA - 90.49 sqm / 974 sqft

SKYDECK / BALCONY AREA - 18.19 sqm / 196 sqft



3 BED 3T (M)-UNIT-1

PHASE 2 TOWER-08



CLUSTER PLAN
TOWER-08

SALE AREA - 176.16 sqm / 1896 sft

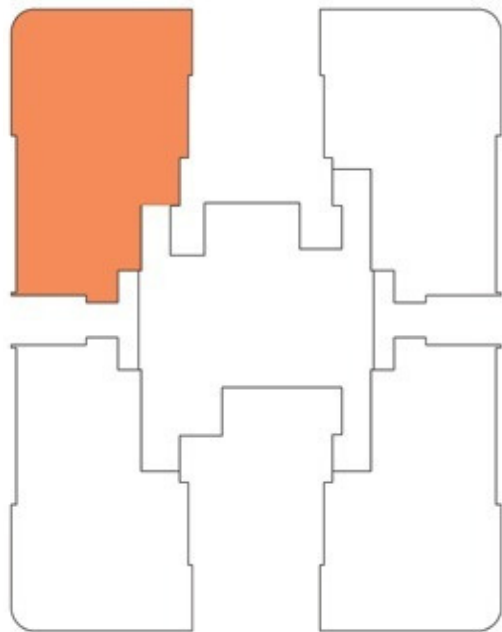
CARPET AREA - 111.13 sqm / 1196 sqft

SKYDECK / BALCONY AREA - 18.19 sqm / 196 sqft



3 BED 3T (M)-UNIT-2

PHASE 2 TOWER-08



CLUSTER PLAN
TOWER-08

SALE AREA - 176.16 sqm / 1896 sft

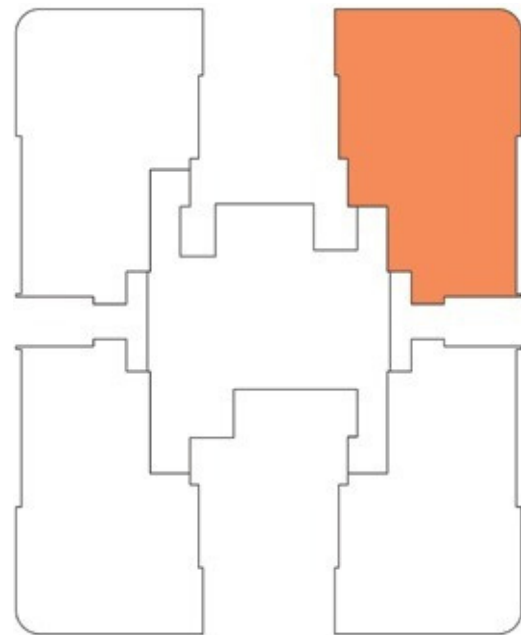
CARPET AREA - 111.13 sqm / 1196 sqft

SKYDECK / BALCONY AREA - 18.19 sqm / 196 sqft



3 BED 3T (M)-UNIT-3

PHASE 2 TOWER-08



CLUSTER PLAN
TOWER-08

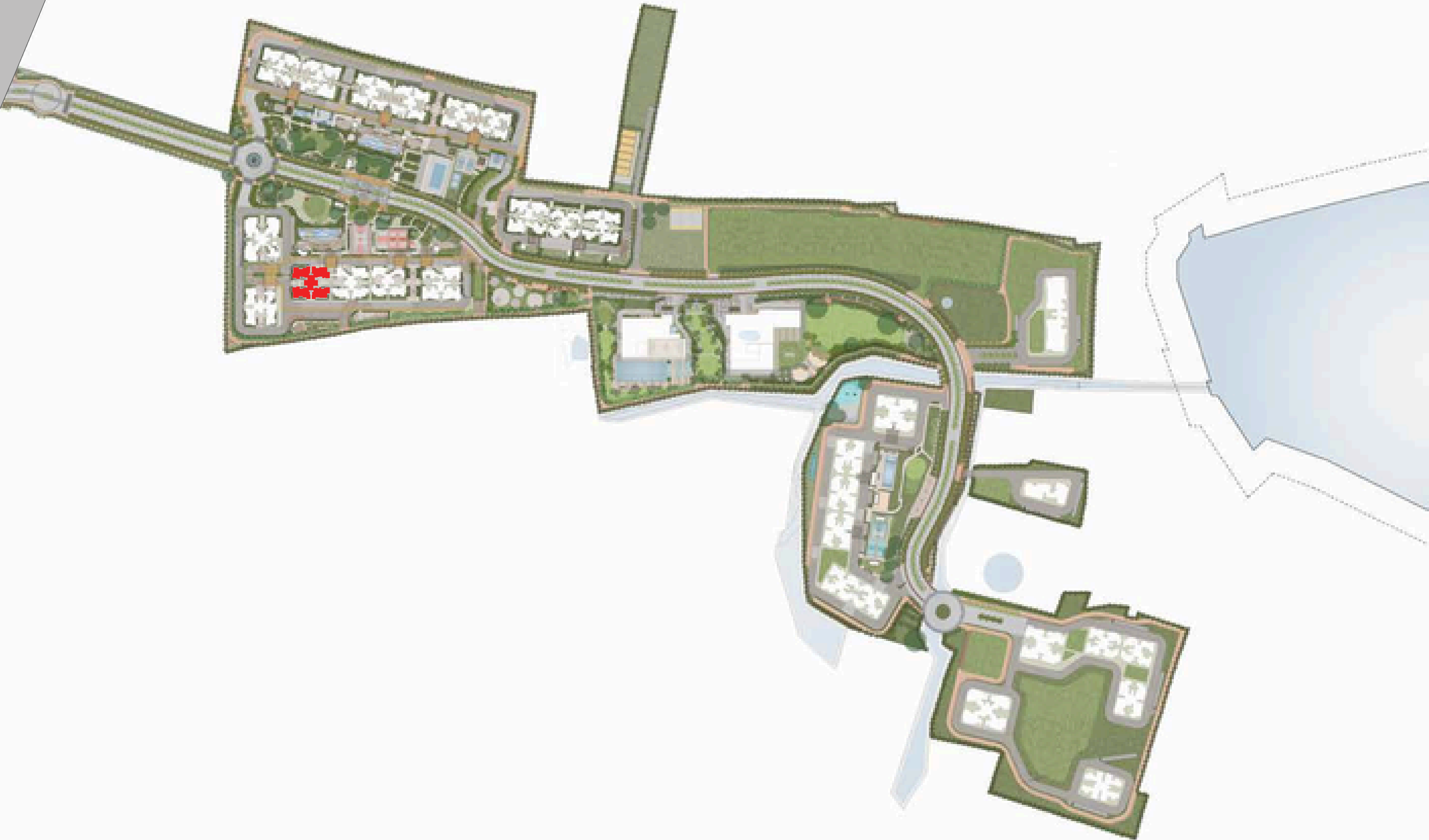
SALE AREA - 176.16 sqm / 1896 sft

CARPET AREA - 111.13 sqm / 1196 sqft

SKYDECK / BALCONY AREA - 18.19 sqm / 196 sqft

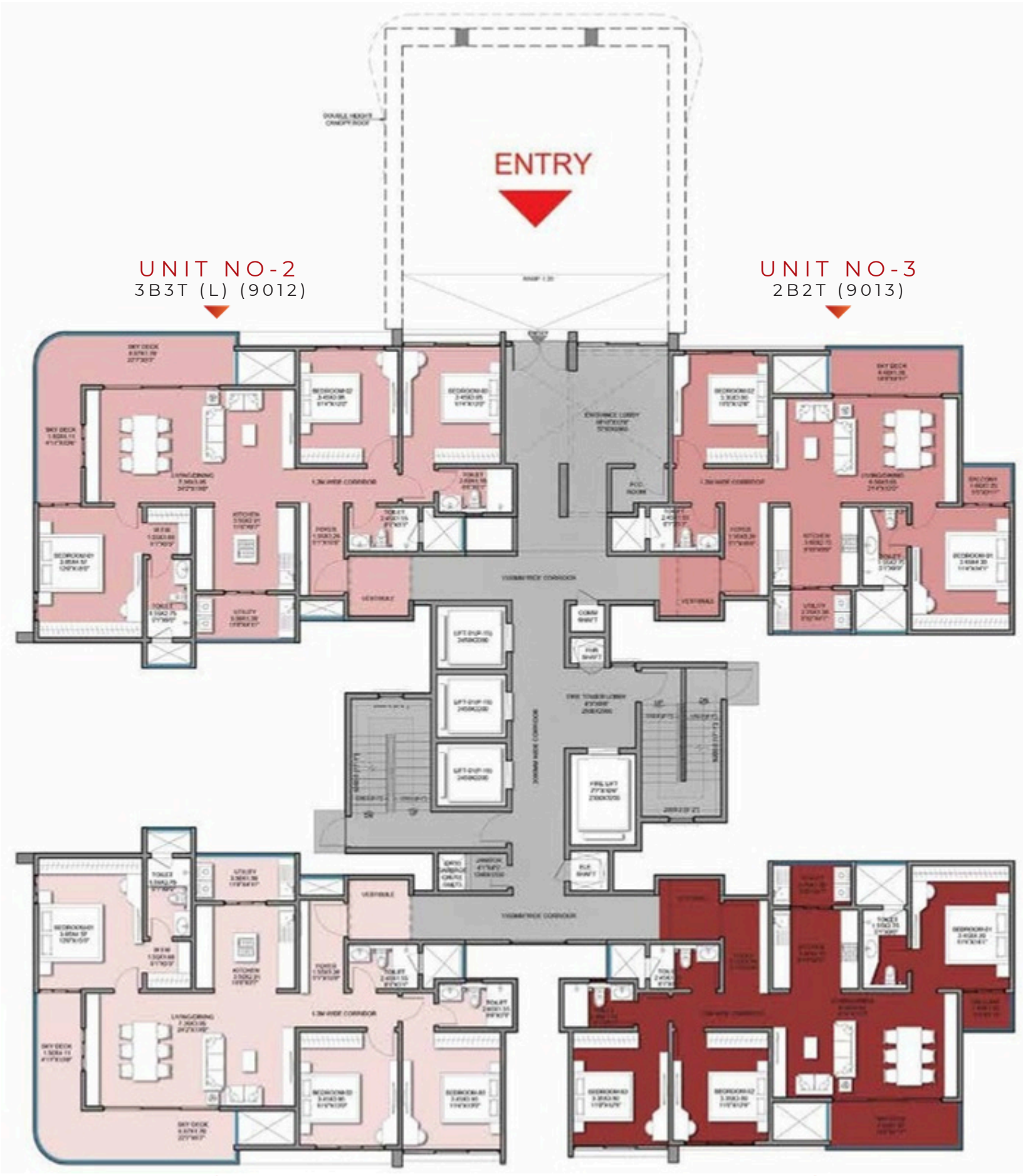


TOWER - 09



FIRST FLOOR PLAN

PHASE 2 TOWER-09



UNIT NO-1
3B3T (L) (9011)

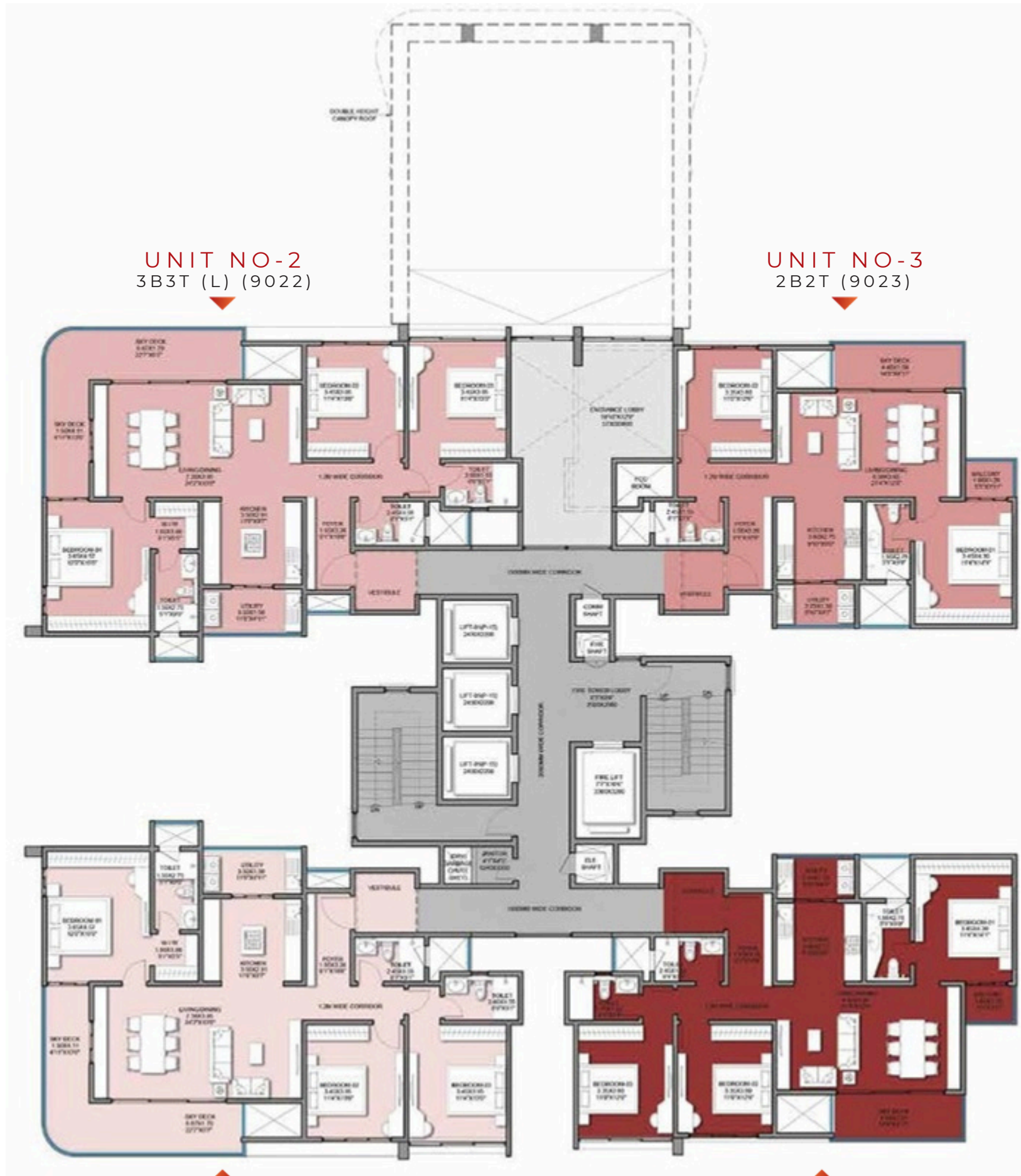
UNIT NO-4
3B3T (S) (9014)



TOWER-09							
TYPE	UNIT NO	SALE AREA		CARPETAREA		SKY DECK /BALCONYAREA	
		sqm	sft	sqm	sft	sqm	sft
3B - 3T (L)	1	190.11	2046	121.04	1303	19.64	211
3B - 3T (L)	2	190.11	2046	121.04	1303	19.64	211
2B - 2T	3	131.18	1412	84.95	914	10.20	110
3B - 3T (S)	4	157.46	1695	104.46	1124	10.18	110

SECOND FLOOR PLAN

PHASE 2 TOWER-09



UNIT NO-2
3B3T (L) (9022)

UNIT NO-3
2B2T (9023)

UNIT NO-1
3B3T (L) (9021)

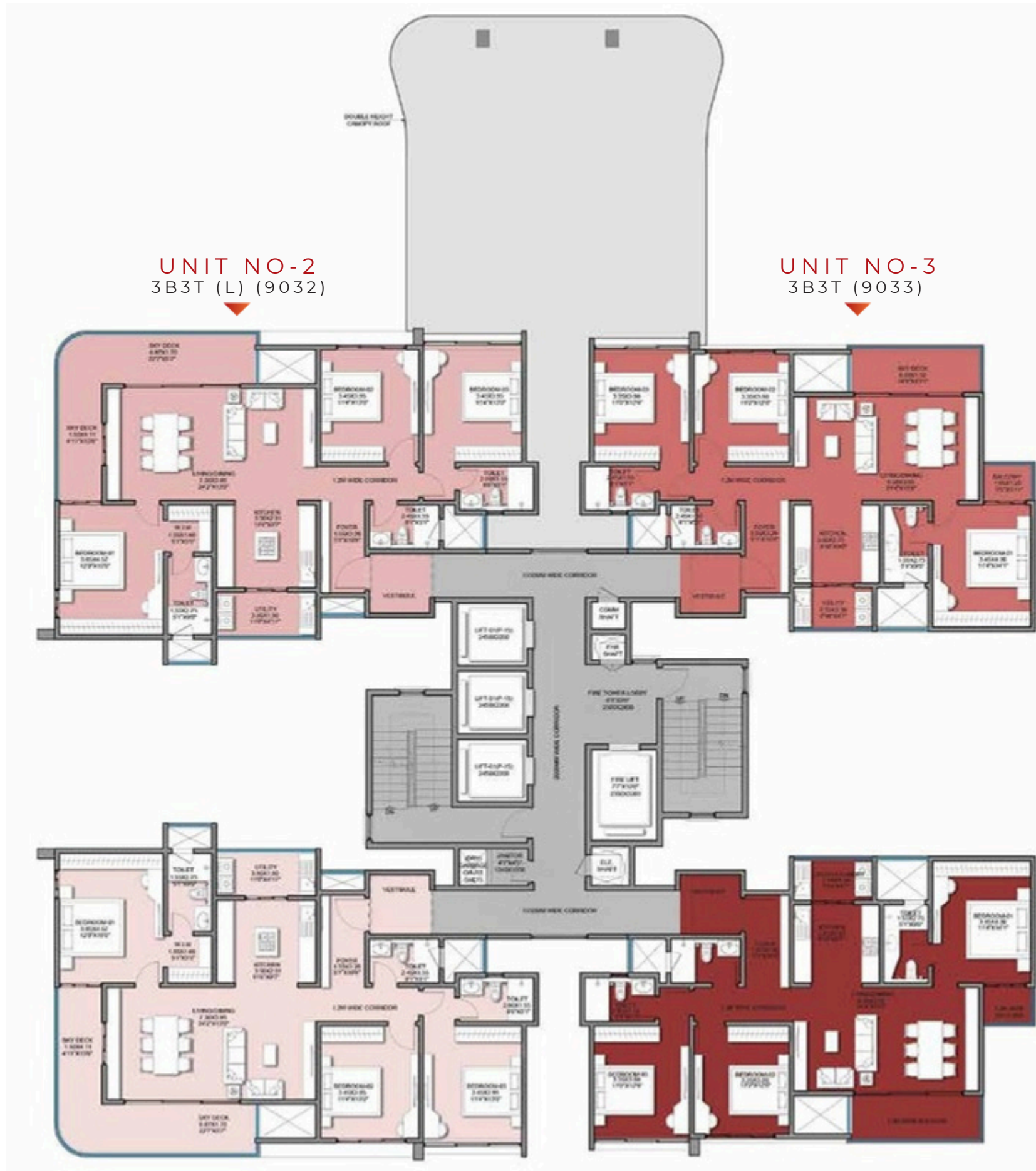
UNIT NO-4
3B3T (S) (9024)



TOWER-09							
TYPE	UNIT NO	SALE AREA		CARPETAREA		SKY DECK /BALCONYAREA	
		sqm	sft	sqm	sft	sqm	sft
3B - 3T (L)	1	190.11	2046	121.04	1303	19.64	211
3B - 3T (L)	2	190.11	2046	121.04	1303	19.64	211
2B - 2T	3	131.18	1412	84.95	914	10.20	110
3B - 3T (S)	4	157.46	1695	104.46	1124	10.18	110

THIRD FLOOR PLAN

PHASE 2 TOWER-09



UNIT NO-2
3B3T (L) (9032)

UNIT NO-3
3B3T (9033)

UNIT NO-1
3B3T (L) (9031)

UNIT NO-4
3B3T (S) (9034)



TOWER-09							
TYPE	UNIT NO	SALE AREA		CARPETAREA		SKY DECK /BALCONYAREA	
		sqm	sft	sqm	sft	sqm	sft
3B - 3T (L)	1	190.11	2046	121.04	1303	19.64	211
3B - 3T (L)	2	190.11	2046	121.04	1303	19.64	211
3B - 3T (S)	3	157.46	1695	104.46	1124	10.18	110
3B - 3 T (S)	4	157.46	1695	104.46	1124	10.18	110

TYPICAL FLOOR PLAN

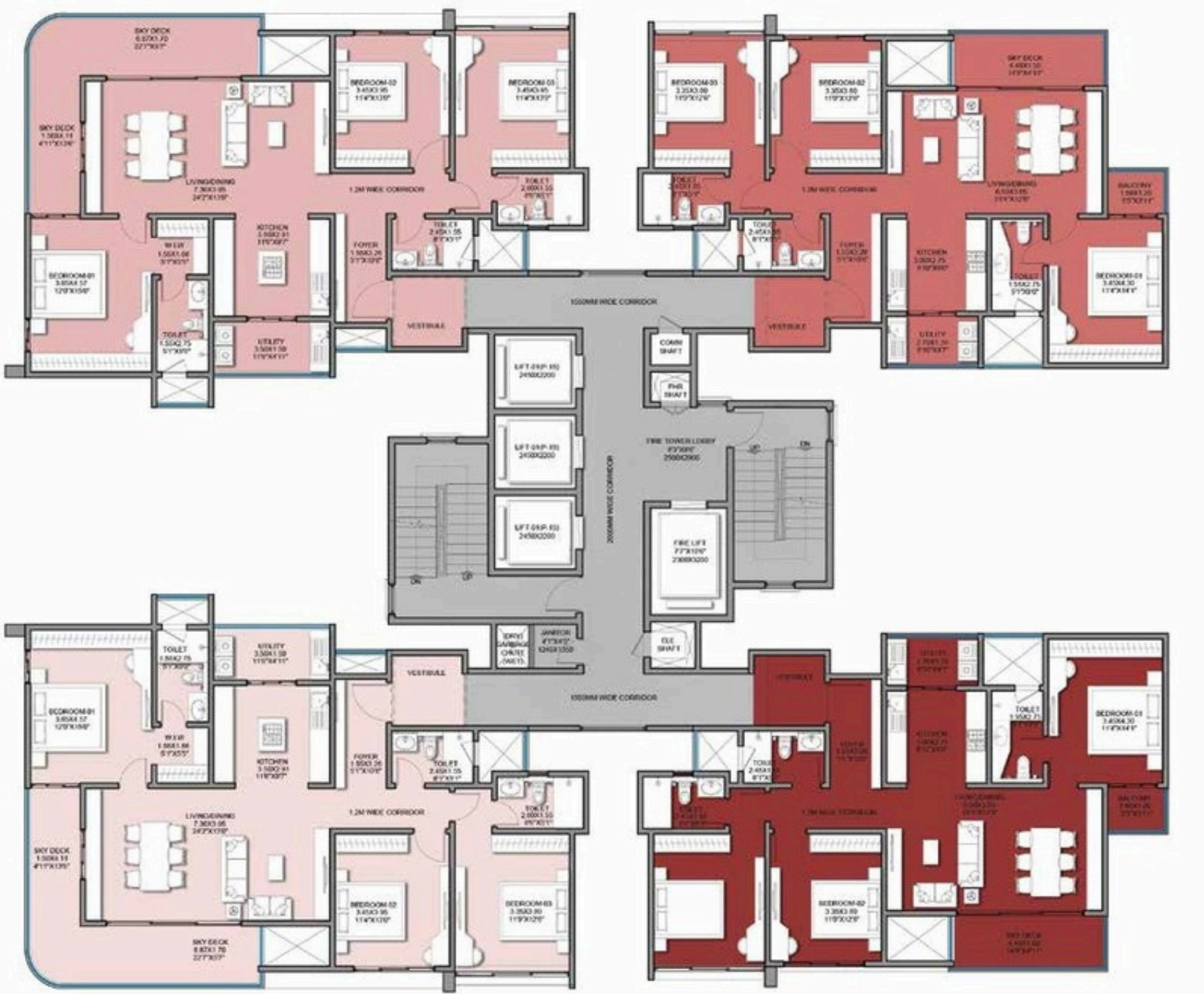
(4th to 16th, 18th to 25th & 27th to 34th)

PHASE 2 TOWER-09



UNIT NO-2
 3B3T (L)(9042TO9162,
 9182 TO 9252, 9272 TO 9342)

UNIT NO-3
 3B3T (S)(9043TO9163,
 9183 TO 9253, 9273 TO 9343)



UNIT NO-1
 3B3T (L)(9041TO9161,
 9181 TO 9251, 9271 TO 9341)

UNIT NO-4
 3B3T (S)(9044TO9164,
 9184 TO 9254, 9274 TO 9344)



TOWER-09							
TYPE	UNIT	SALE AREA		CARPET AREA		SKY DECK / BALCONY AREA	
TYOLOGY	NO	sqm	sft	sqm	sft	sqm	sft
3B - 3T (L)	1	190.11	2046	121.04	1303	19.64	211
3B - 3T (L)	2	190.11	2046	121.04	1303	19.64	211
3B - 3T (S)	3	157.46	1695	104.46	1124	10.18	110
3B - 3T (S)	4	157.46	1695	104.46	1124	10.18	110

REFUGE FLOOR PLANth

(17th & 26th)

PHASE 2 TOWER-09

UNIT NO-2
3B3T (L) (9172 & 9262)

UNIT NO-3
3B3T (S) (9173 & 9263)



UNIT NO-1
3B3T (L) (9171 & 9261)

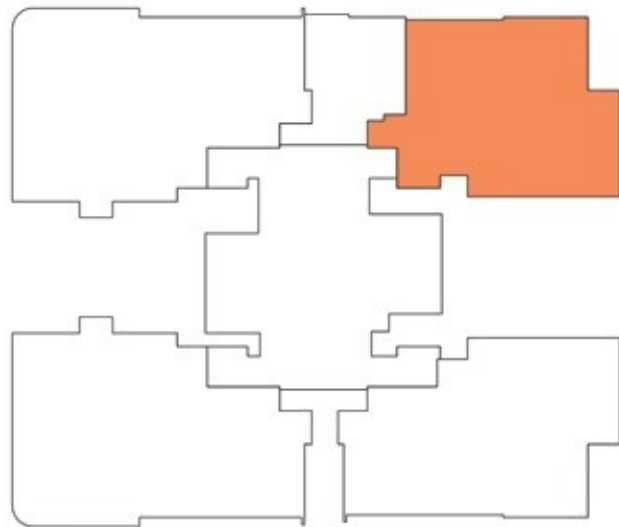
UNIT NO-4
3B3T (S) (9174 & 9264)



TOWER-09							
TYPE	UNIT NO	SALE AREA		CARPET AREA		SKY DECK / BALCONY AREA	
		sqm	sft	sqm	sft	sqm	sft
3B - 3T (L)	1	190.11	2046	121.04	1303	19.64	211
3B - 3T (L)	2	190.11	2046	121.04	1303	19.64	211
3B - 3T (S)	3	157.46	1695	104.46	1124	10.18	110
3B - 3T (S)	4	157.46	1695	104.46	1124	10.18	110

2 BED 2T-UNIT-3 (1&2nd FLOOR PLAN)

PHASE 2 TOWER-09



CLUSTER PLAN
TOWER-09



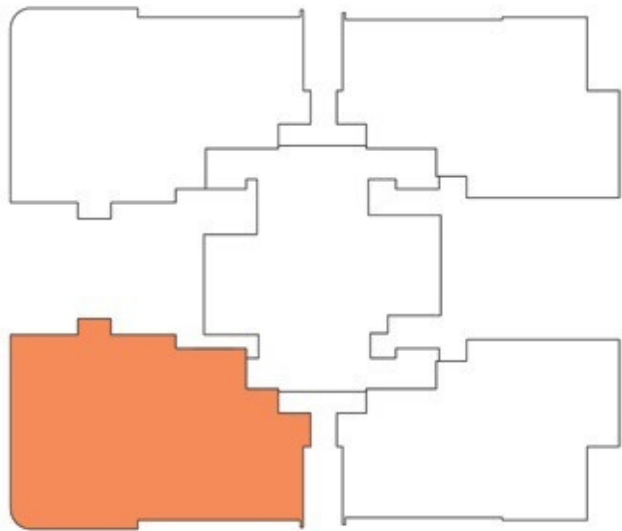
SALE AREA - 131.18 sqm / 1412 sft

CARPET AREA - 84.95 sqm / 914 sqft

SKYDECK / BALCONY AREA - 10.20 sqm / 110 sqft

3 BED 3T (L)-UNIT-1

PHASE 2 TOWER-09



CLUSTER PLAN
TOWER - 09

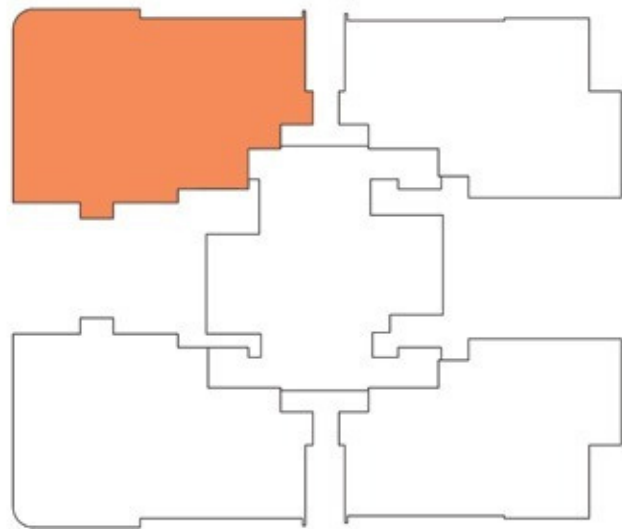
SALE AREA - 190.11 sqm / 2046 sft

CARPET AREA - 121.04 sqm / 1303 sqft

SKYDECK / BALCONY AREA - 19.64 sqm / 211 sqft

3 BED 3T (L)-UNIT-2

PHASE 2 TOWER-09



CLUSTER PLAN
TOWER-09



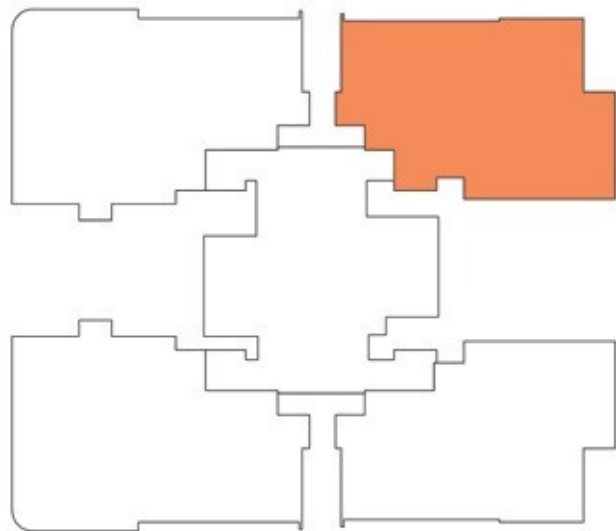
SALE AREA - 190.11 sqm / 2046 sft

CARPET AREA - 121.04 sqm / 1303 sqft

SKYDECK / BALCONY AREA - 19.64 sqm / 211 sqft

3 BED 3T (S)-UNIT-3

PHASE 2 TOWER-09



CLUSTER PLAN
TOWER-09



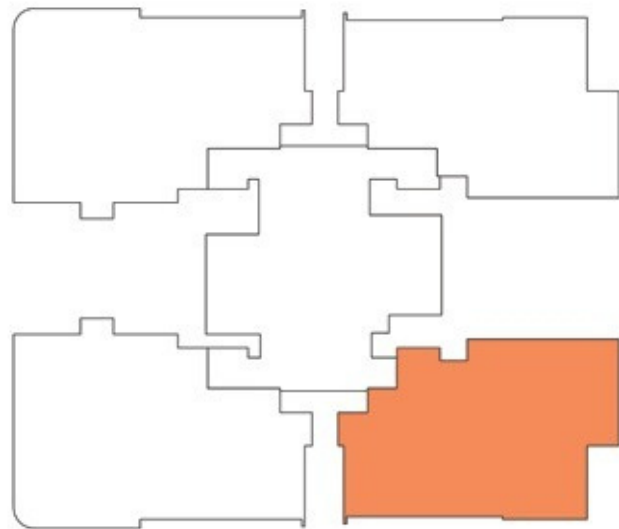
SALE AREA - 157.46 sqm / 1695 sft

CARPET AREA - 104.46 sqm / 1124 sqft

SKYDECK / BALCONY AREA - 10.18 sqm / 110 sqft

3 BED 3T (S)-UNIT-4

PHASE 2 TOWER-09



CLUSTER PLAN
TOWER-09



SALE AREA - 157.46 sqm / 1695 sft

CARPET AREA - 104.46 sqm / 1124 sqft

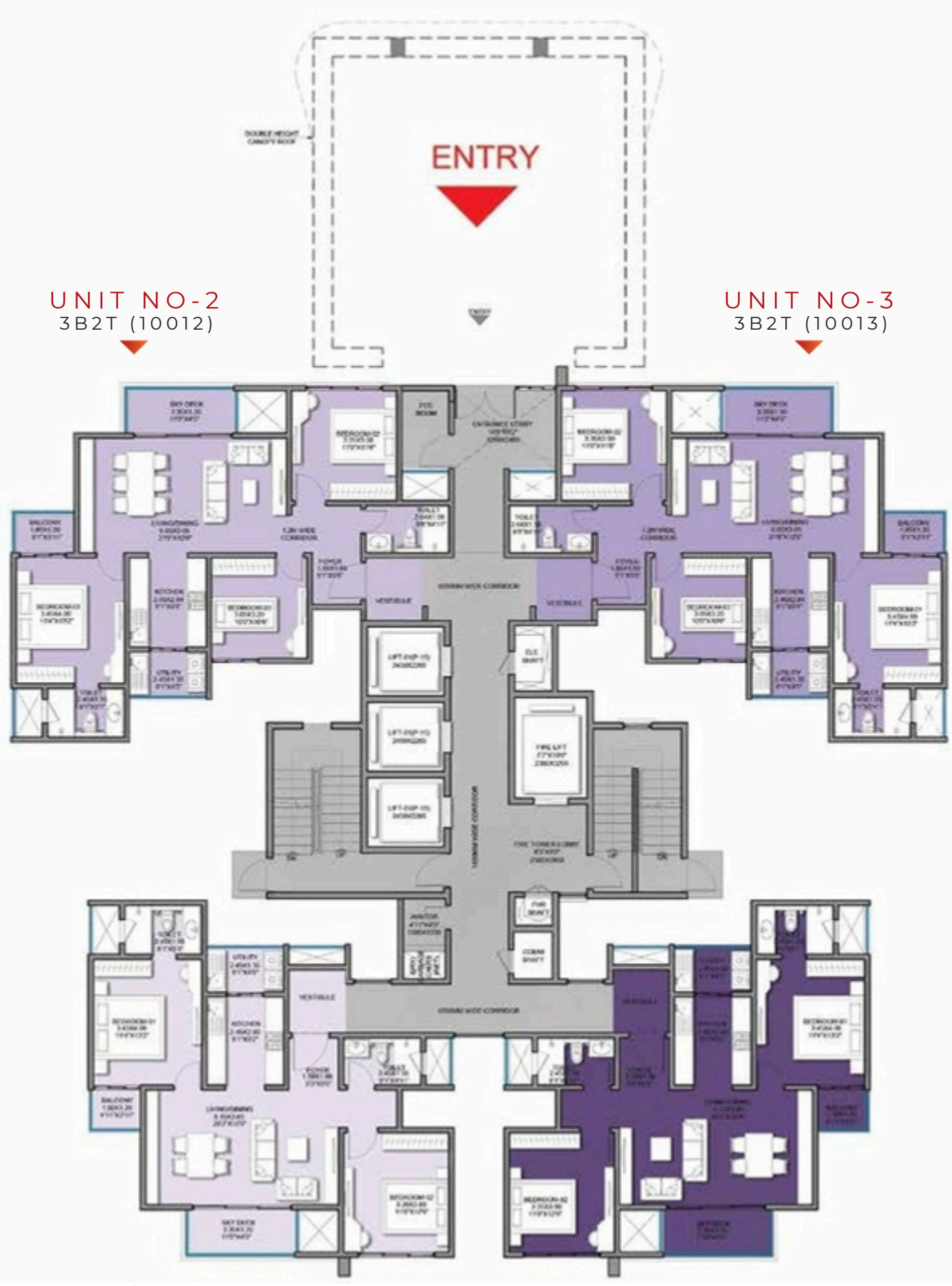
SKYDECK / BALCONY AREA - 10.18 sqm / 110 sqft

TOWER - 10



FIRST FLOOR PLAN

PHASE 2 TOWER-10



UNIT NO-2
3B2T (10012)

UNIT NO-3
3B2T (10013)

UNIT NO-1
2B2T (10011)

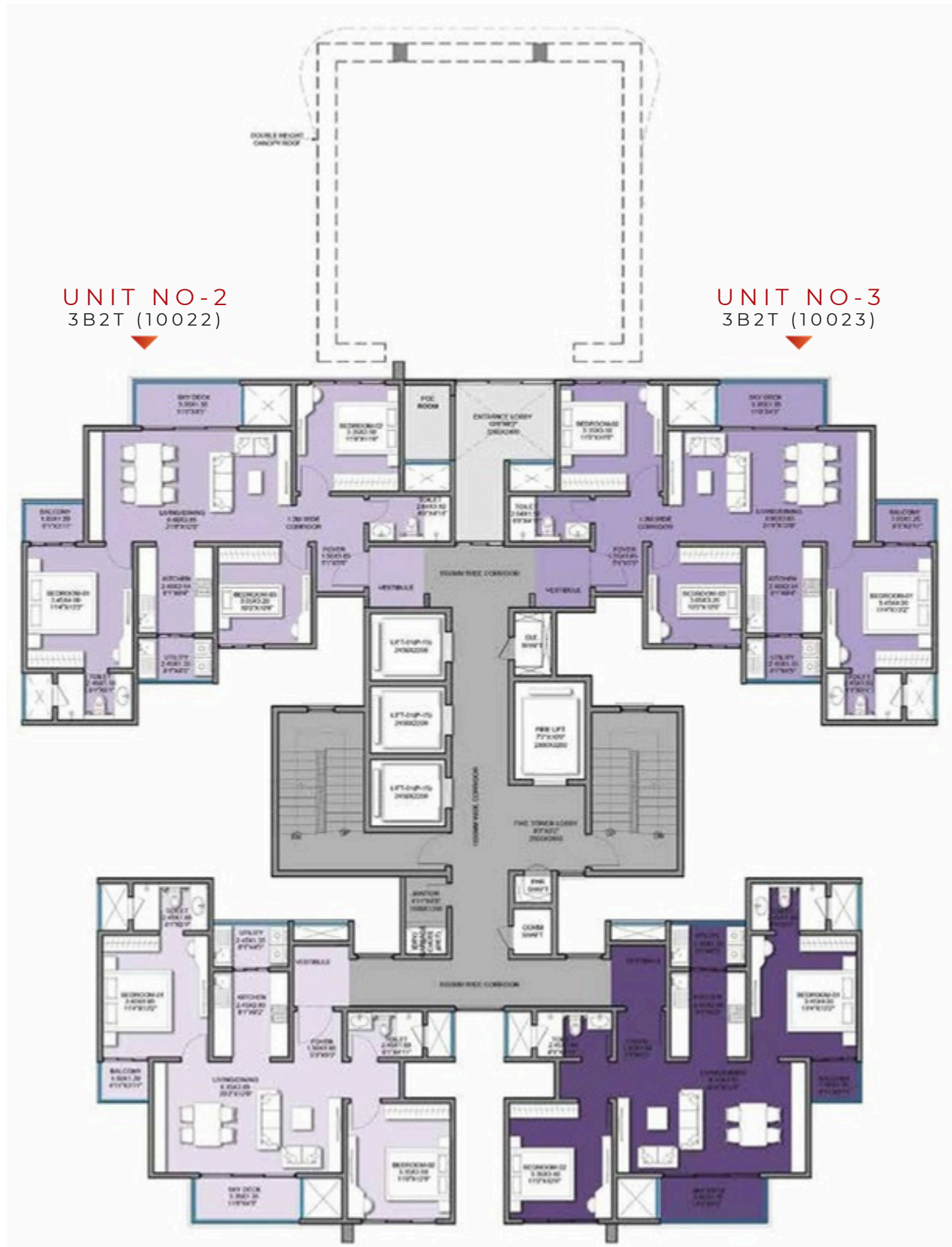
UNIT NO-4
2B2T (10014)



TOWER-10							
TYPE	UNIT NO	SALE AREA		CARPET AREA		SKY DECK /BALCONYAREA	
		sqm	sft	sqm	sft	sqm	sft
2 B -2	1	115.70	1245	75.13	809	7.56	81
T 3 B	2	129.81	1429	87.99	947	8.03	86
3B2T	3	129.81	1429	87.99	947	8.03	86
2 B-2 T	4	115.70	1245	75.13	809	7.56	81

SECOND FLOOR PLAN

PHASE 2 TOWER-10



UNIT NO-2
3B2T (10022)

UNIT NO-3
3B2T (10023)

UNIT NO-1
2B2T (10021)

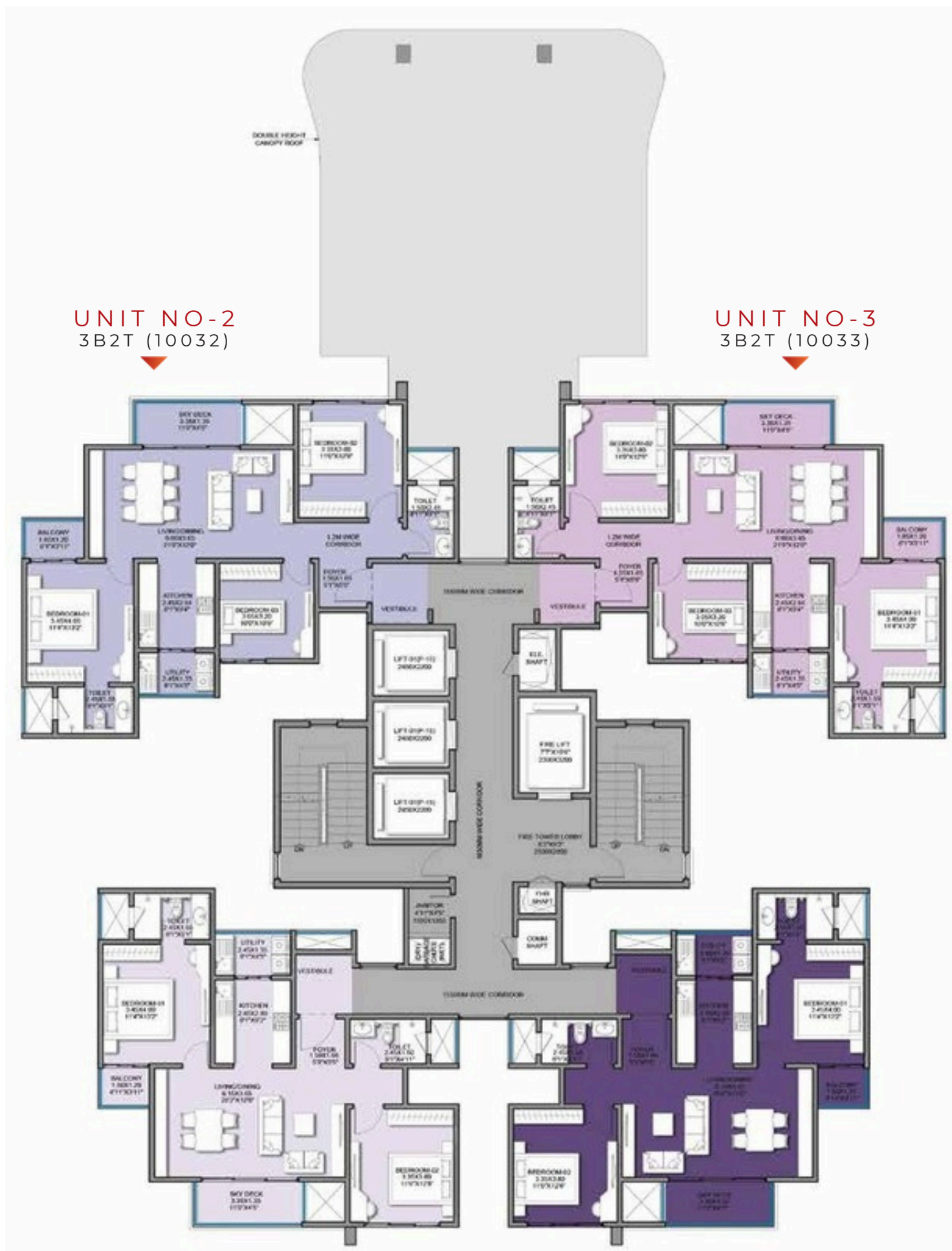
UNIT NO-4
2B2T (10024)



TOWER-10							
TYPE	UNIT NO	SALE AREA		CARPET AREA		SKY DECK /BALCONYAREA	
		sqm	sft	sqm	sft	sqm	sft
2 B -2	1	115.70	1245	75.13	809	7.56	81
T 3 B	2	129.81	1429	87.99	947	8.03	86
3B2T	3	129.81	1429	87.99	947	8.03	86
2 B-2 T	4	115.70	1245	75.13	809	7.56	81

THIRD FLOOR PLAN

PHASE 2 TOWER-10



UNIT NO-2
3B2T (10032)

UNIT NO-3
3B2T (10033)

UNIT NO-1
2B2T (10031)

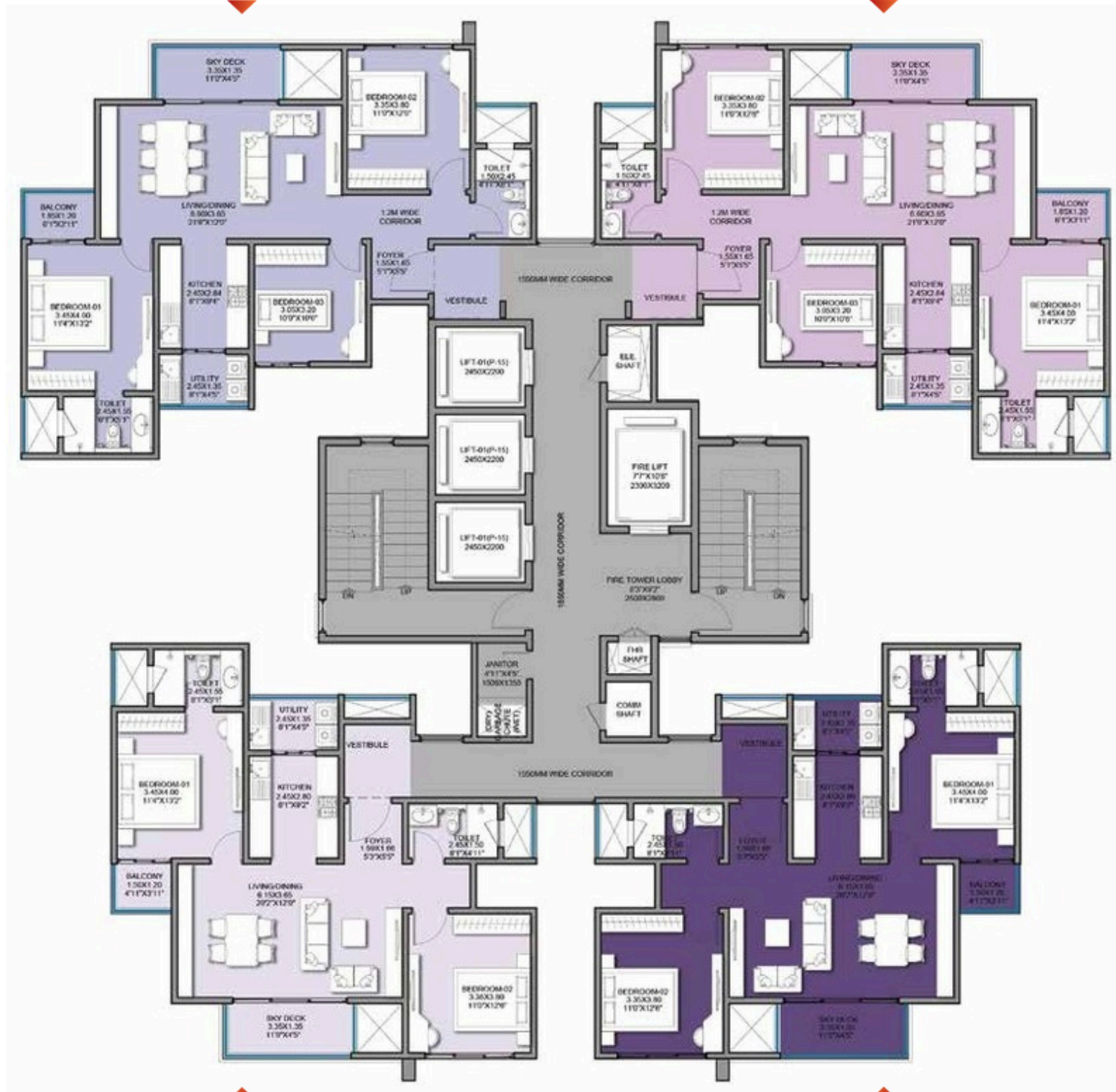
UNIT NO-4
2B2T (10034)



TOWER-10							
TYPE	UNIT NO	SALE AREA		CARPET AREA		SKY DECK /BALCONYAREA	
		sqm	sft	sqm	sft	sqm	sft
2 B -2	1	115.70	1245	75.13	809	7.56	81
T 3 B	2	135.13	1454	89.61	965	8.03	86
3B2T	3	135.13	1454	89.61	965	8.03	86
2 B-2 T	4	115.70	1245	75.13	809	7.56	81

UNIT NO-2
 3B2T(10042TO 10162,
 10182 TO 10252, 10272 TO 10342)

UNIT NO-3
 3B2T(10043TO 10163,
 10183 TO 10253, 10273 TO 10343)



UNIT NO-1
 2B2T(10041TO 10161,
 10181 TO 10251, 10271 TO 10341)

UNIT NO-4
 2B2T(10044TO 10164,
 10184 TO 10254, 10274 TO 10344)

TYPICAL FLOOR PLAN

(4th to 16th, 18th to 25th & 27th to 34th)

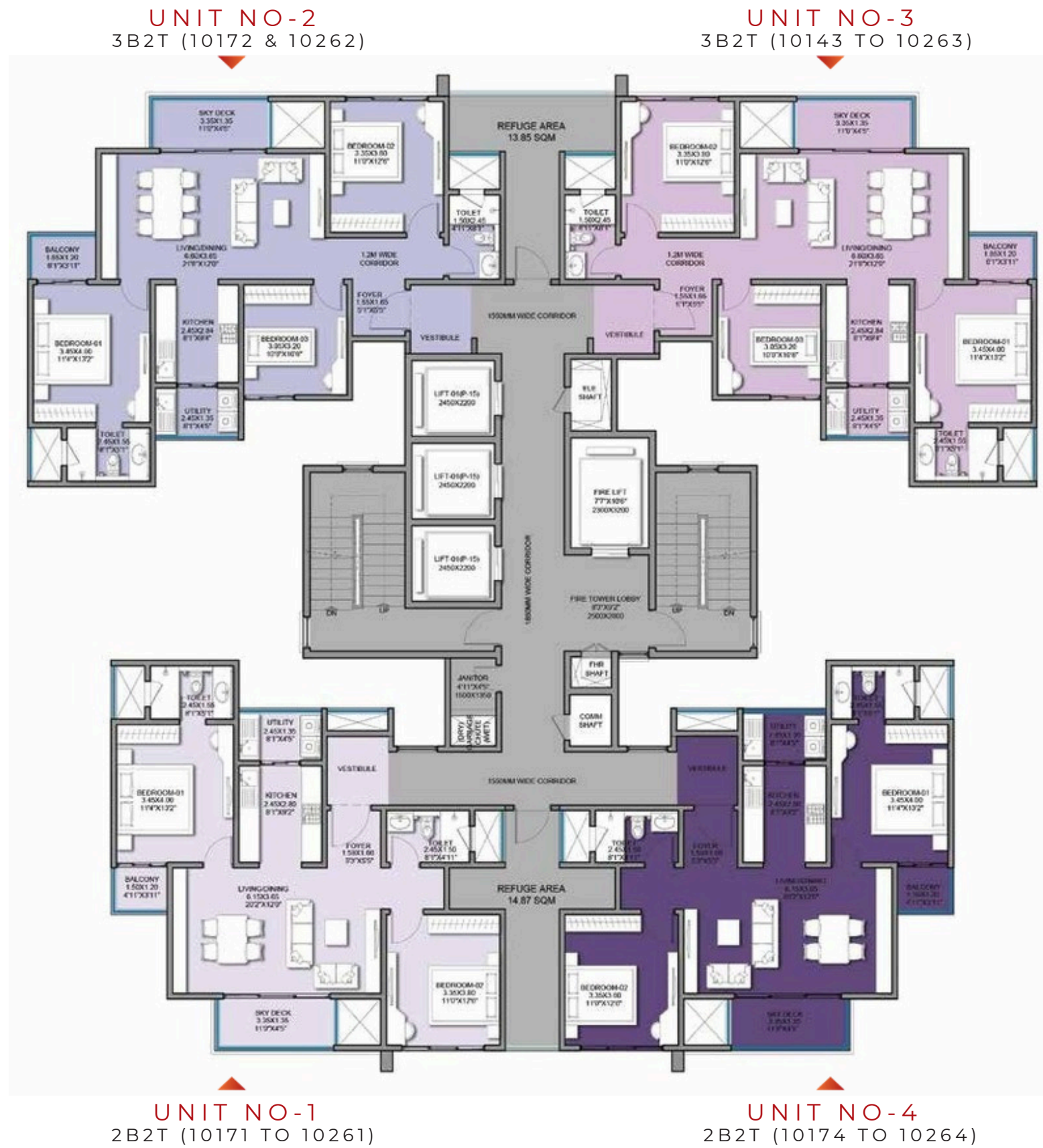
PHASE 2 TOWER-10



TOWER-10							
TYPE	UNIT NO	SALE AREA		CARPET AREA		SKY DECK /BALCONYAREA	
		sqm	sft	sqm	sft	sqm	sft
2 B-2 T	1	115.70	1245	75.13	809	7.56	81
3 B-2 T	2	135.13	1454	89.61	965	8.03	86
3B- 2T	3	135.13	1454	89.61	965	8.03	86
2 B-2 T	4	115.70	1245	75.13	809	7.56	81

REFUGE FLOOR PLAN (17 & 26th)

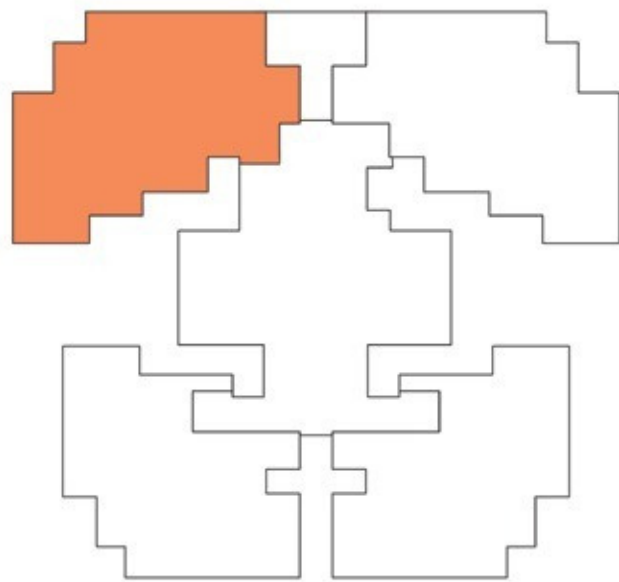
PHASE 2 TOWER-10



TOWER-10							
TYPE	UNIT NO	SALE AREA		CARPET AREA		SKY DECK /BALCONYAREA	
		sqm	sft	sqm	sft	sqm	sft
2 B -2	1	115.70	1245	75.13	809	7.56	81
T 3 B	2	135.13	1454	89.61	965	8.03	86
3B2T 2T	3	135.13	1454	89.61	965	8.03	86
2 B -2 T	4	115.70	1245	75.13	809	7.56	81

3 BED 2T-UNIT-2 (1&2nd FLOOR PLAN)

PHASE 2 TOWER-10



CLUSTER PLAN
TOWER-10

SALE AREA - 129.81 sqm / 1429 sft

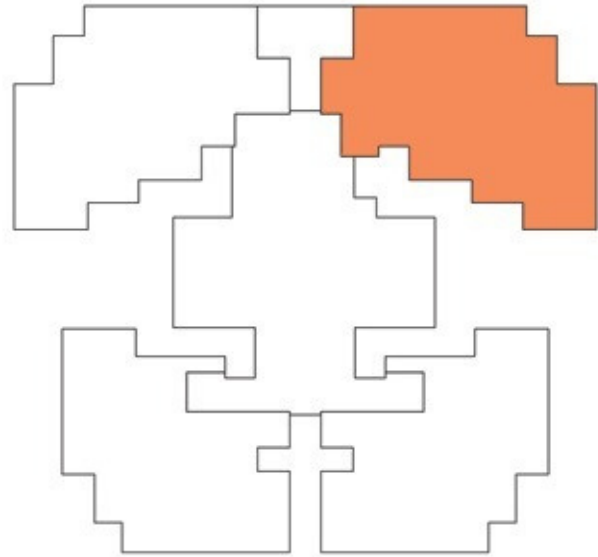
CARPET AREA - 87.99 sqm / 947 sqft

SKYDECK / BALCONY AREA - 8.03 sqm / 86 sqft



3 BED 2T-UNIT-3 (1&2nd FLOOR PLAN)

PHASE 2 TOWER-10



CLUSTER PLAN
TOWER-10

SALE AREA - 129.81 sqm / 1429 sft

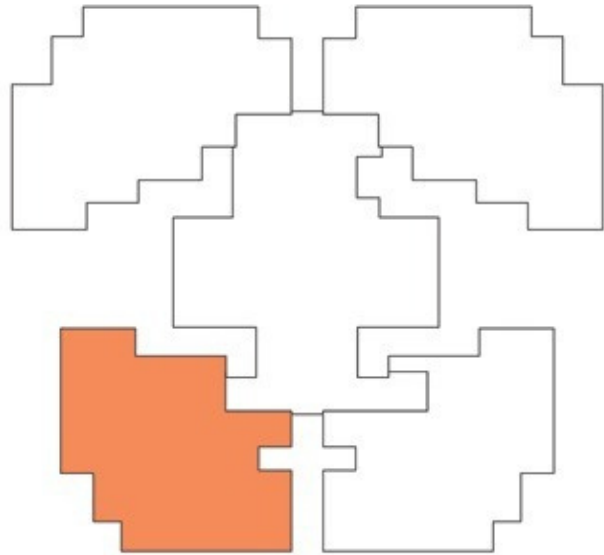
CARPET AREA - 87.99 sqm / 947 sqft

SKYDECK / BALCONY AREA - 8.03 sqm / 86 sqft



2 BED 2T-UNIT-1

PHASE 2 TOWER-10



CLUSTER PLAN
TOWER-10

SALE AREA - 115.70 sqm / 1245 sft

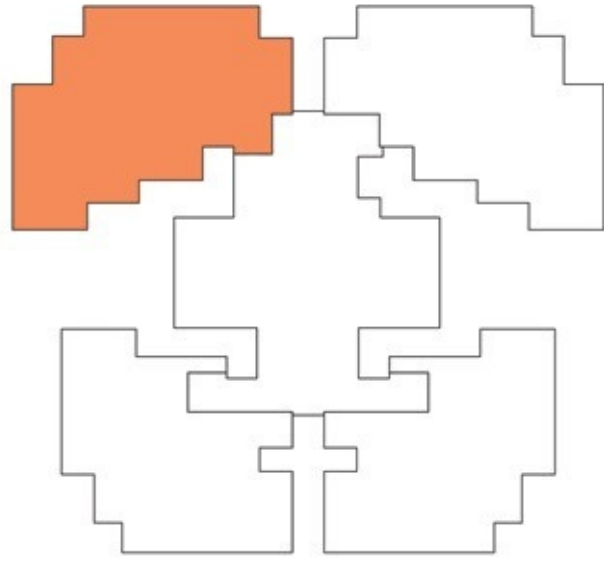
CARPET AREA - 75.13 sqm / 809 sqft

SKYDECK / BALCONY AREA - 7.56 sqm / 81 sqft



3 BED 2T-UNIT-2

PHASE 2 TOWER-10

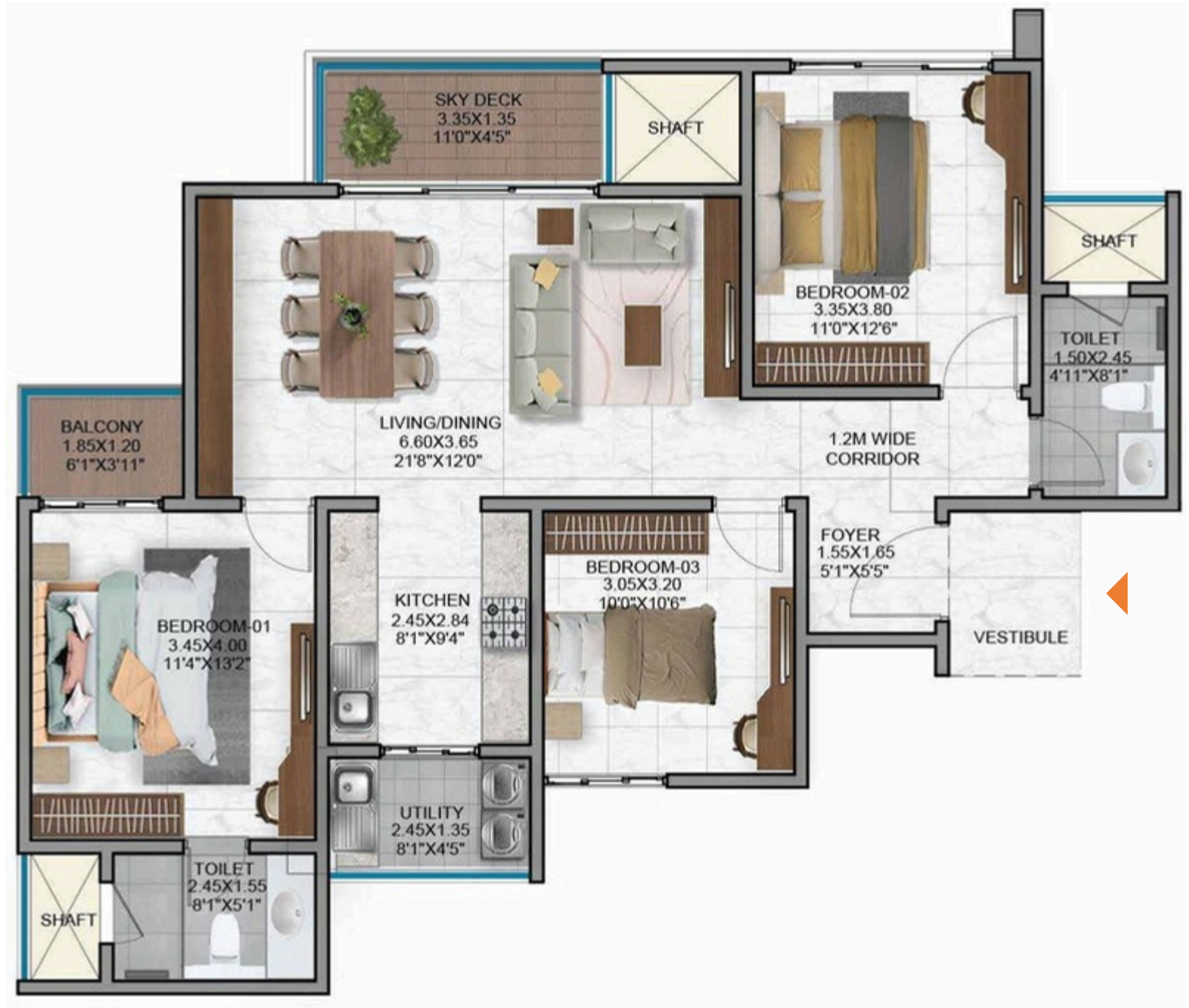


CLUSTER PLAN
TOWER-10

SALE AREA - 135.13 sqm / 1454 sft

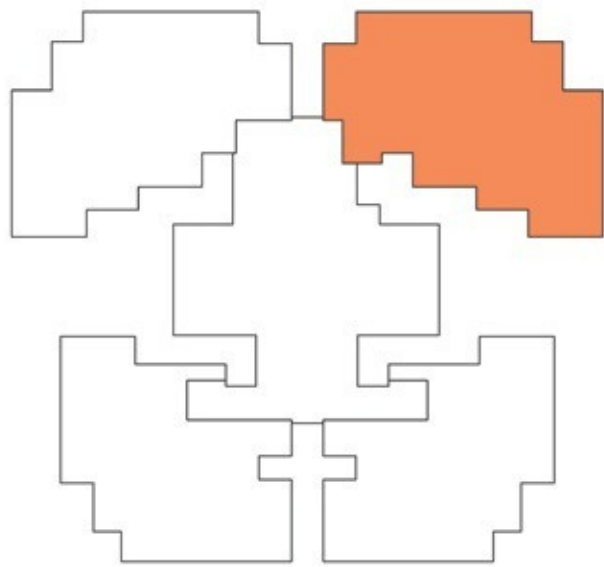
CARPET AREA - 89.61 sqm / 965 sqft

SKYDECK / BALCONY AREA - 8.03 sqm / 86 sqft



3 BED 2T-UNIT-3

PHASE 2 TOWER-10



CLUSTER PLAN
TOWER-10

SALE AREA - 135.13 sqm / 1454 sft

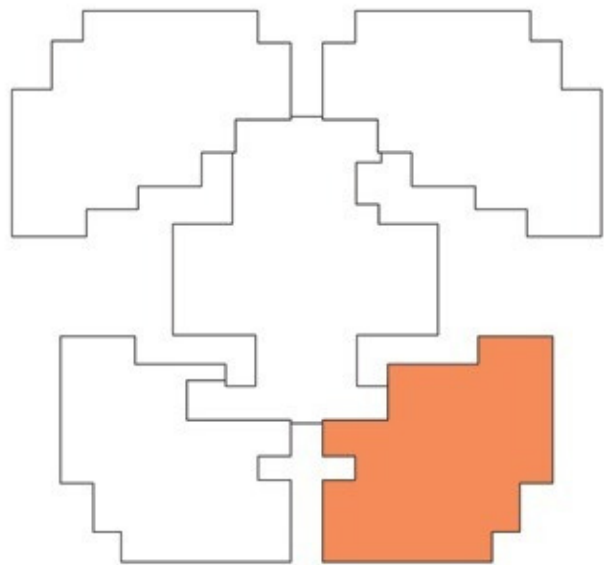
CARPET AREA - 89.61 sqm / 965 sqft

SKYDECK / BALCONY AREA - 8.03 sqm / 86 sqft



2 BED 2T-UNIT-4

PHASE 2 TOWER-10



CLUSTER PLAN
TOWER-10

SALE AREA - 115.70 sqm / 1245 sft

CARPET AREA - 75.13 sqm / 809 sqft

SKYDECK / BALCONY AREA - 7.56 sqm / 81 sqft

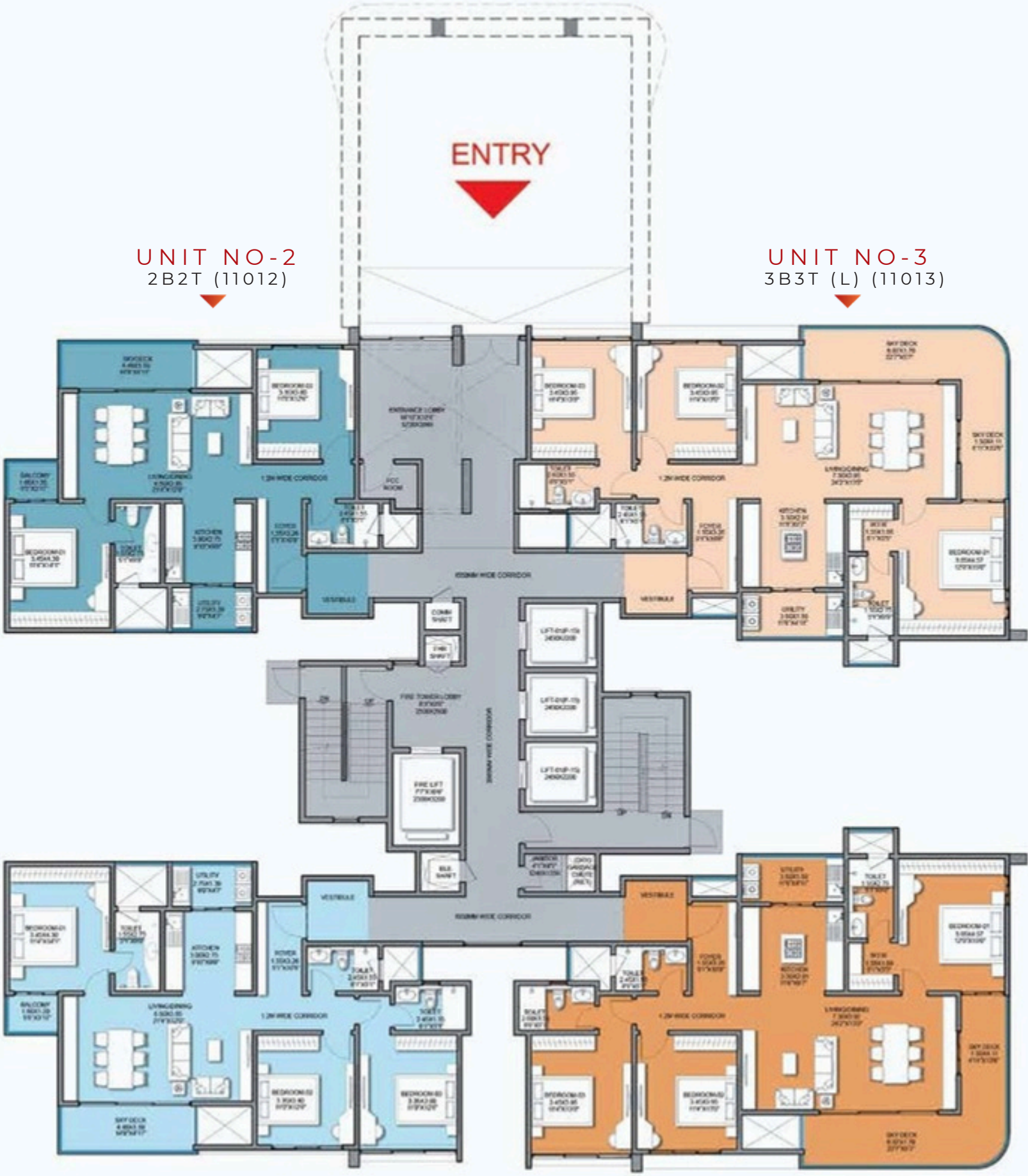


TOWER - 11



FIRST FLOOR PLAN

PHASE 2 TOWER-11



UNIT NO-2
2B2T (11012)

UNIT NO-3
3B3T (L) (11013)

UNIT NO-1
3B3T (S) (11011)

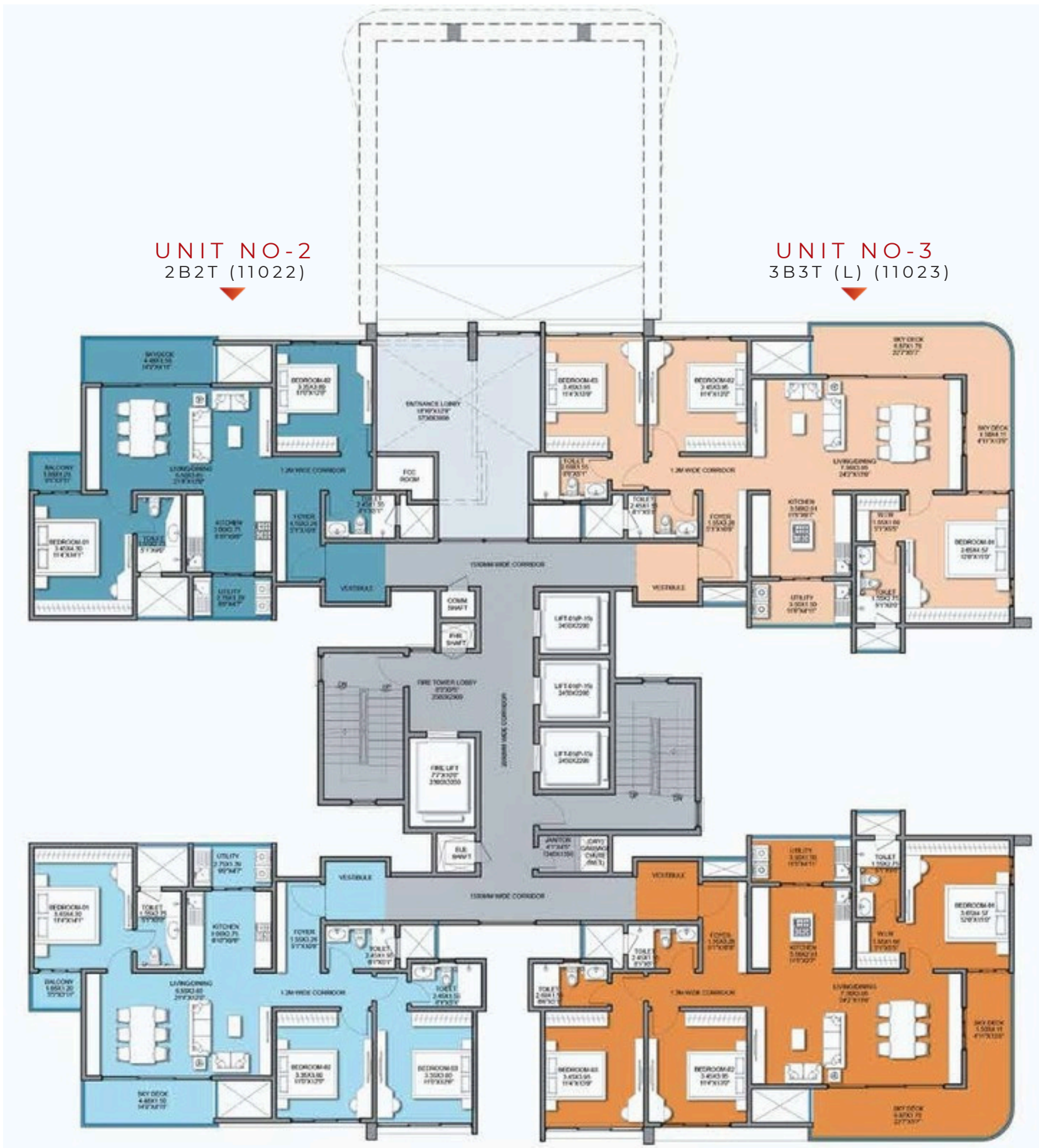
UNIT NO-4
3B3T (L) (11014)



TOWER-11							
TYPE	UNIT NO	SALE AREA		CARPET AREA		SKY DECK /BALCONY AREA	
		sqm	sft	sqm	sft	sqm	sft
3B - 3T (S)	1	157.46	1695	104.46	1124	10.18	110
2 B - 2 T	2	131.22	1412	84.95	914	10.20	110
3B - 3T (L)	3	190.11	2046	121.04	1303	19.64	211
3B - 3T (L)	4	190.11	2046	121.04	1303	19.64	211

SECOND FLOOR PLAN

PHASE 2 TOWER-11



UNIT NO-2
2B2T (11022)

UNIT NO-3
3B3T (L) (11023)

UNIT NO-1
3B3T (S) (11021)

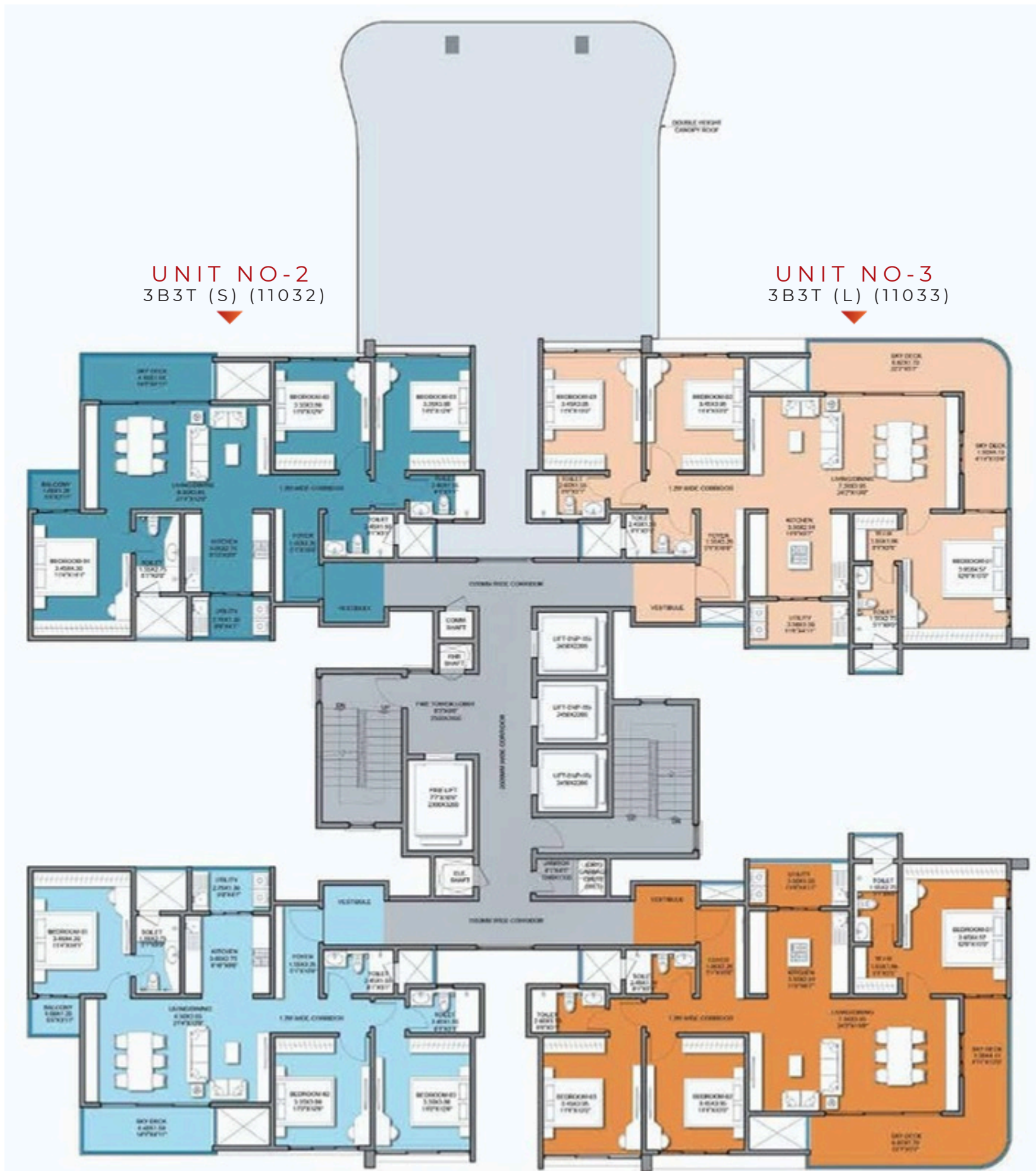
UNIT NO-4
3B3T (L) (11024)



TOWER-11							
TYPE	UNIT NO	SALE AREA		CARPETAREA		SKY DECK /BALCONYAREA	
		sqm	sft	sqm	sft	sqm	sft
3B - 3T (S)	1	157.46	1695	104.46	1124	10.18	110
2 B - 2 T	2	131.22	1412	84.95	914	10.20	110
3B - 3T (L)	3	190.11	2046	121.04	1303	19.64	211
3B - 3T (L)	4	190.11	2046	121.04	1303	19.64	211

THIRD FLOOR PLAN

PHASE 2 TOWER-11



UNIT NO-2
3B3T (S) (11032)

UNIT NO-3
3B3T (L) (11033)

UNIT NO-1
3B3T (S) (11031)

UNIT NO-4
3B3T (L) (11034)



TOWER-11							
TYPE	UNIT NO	SALE AREA		CARPETAREA		SKY DECK /BALCONYAREA	
		sqm	sft	sqm	sft	sqm	sft
3B - 3T (S)	1	157.46	1695	104.46	1124	10.18	110
3B - 3T (S)	2	157.46	1695	104.46	1124	10.18	110
3B - 3 T(L)	3	190.11	2046	121.04	1303	19.64	211
3B - 3T (L)	4	190.11	2046	121.04	1303	19.64	211

TYPICAL FLOOR PLAN

(4th to 16th, 18th to 25th & 27th to 34th)

PHASE 2 TOWER-11



UNIT NO-2
3B3T (S)(11042 TO 11162,
11182 TO 11252, 11272 TO 11342)

UNIT NO-3
3B3T (L)(11043 TO 11163,
11183 TO 11253, 11273 TO 11343)



UNIT NO-1
3B3T (S)(11041 TO 11161,
11181 TO 11251, 11271 TO 11341)

UNIT NO-4
3B3T (L)(11044 TO 11164,
11184 TO 11254, 11274 TO 11344)



TOWER-11							
TYPE	UNIT NO	SALE AREA		CARPET AREA		SKY DECK /BALCONY AREA	
TYOLOGY		sqm	sft	sqm	sft	sqm	sft
3B - 3T (S)	1	157.46	1695	104.46	1124	10.18	110
3B - 3T (S)	2	157.46	1695	104.46	1124	10.18	110
3B - 3 T(L)	3	190.11	2046	121.04	1303	19.64	211
3B - 3T (L)	4	190.11	2046	121.04	1303	19.64	211

REFUGE FLOOR PLAN, (17th & 26th)

PHASE 2 TOWER-11

UNIT NO-2
3B3T (S) (11172 & 11262)

UNIT NO-3
3B3T (L) (11173 & 11263)



UNIT NO-1
3B3T (S) (11171 & 11261)

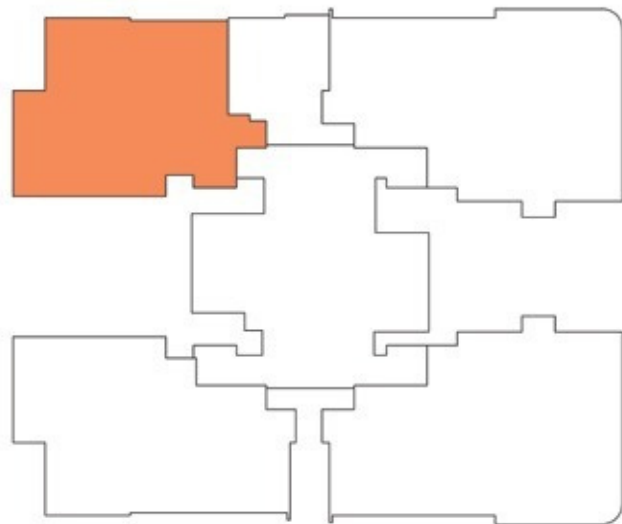
UNIT NO-4
3B3T (L) (11174 & 11264)



TOWER-11							
TYPE	UNIT NO	SALE AREA		CARPET AREA		SKY DECK /BALCONY AREA	
TYPOLGY		sqm	sft	sqm	sft	sqm	sft
3B - 3T (S)	1	157.46	1695	104.46	1124	10.18	110
3B - 3T (S)	2	157.46	1695	104.46	1124	10.18	110
3B - 3 T(L)	3	190.11	2046	121.04	1303	19.64	211
3B - 3T (L)	4	190.11	2046	121.04	1303	19.64	211

2 BED 2T-UNIT-2 (1&2nd FLOOR PLAN)

PHASE 2 TOWER-11



CLUSTER PLAN
TOWER-11



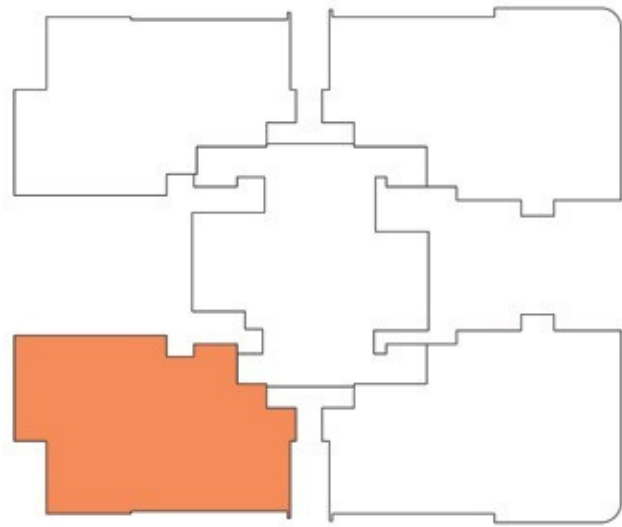
SALE AREA - 131.22 sqm / 1412 sft

CARPET AREA - 84.95 sqm / 914 sqft

SKYDECK / BALCONY AREA - 10.20 sqm / 110 sqft

3 BED 3T (L)-UNIT-1

PHASE 2 TOWER-11



CLUSTER PLAN
TOWER-11



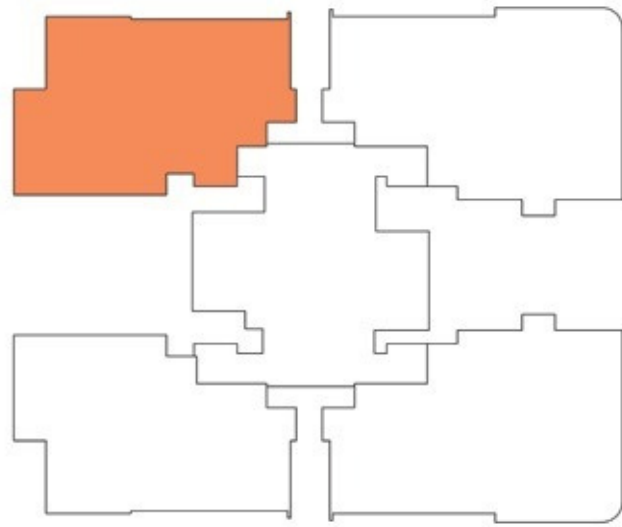
SALE AREA - 157.46 sqm / 1695 sft

CARPET AREA - 104.46 sqm / 1124 sqft

SKYDECK / BALCONY AREA - 10.18 sqm / 110 sqft

3 BED 3T (S)-UNIT-2

PHASE 2 TOWER-11



CLUSTER PLAN
TOWER-11



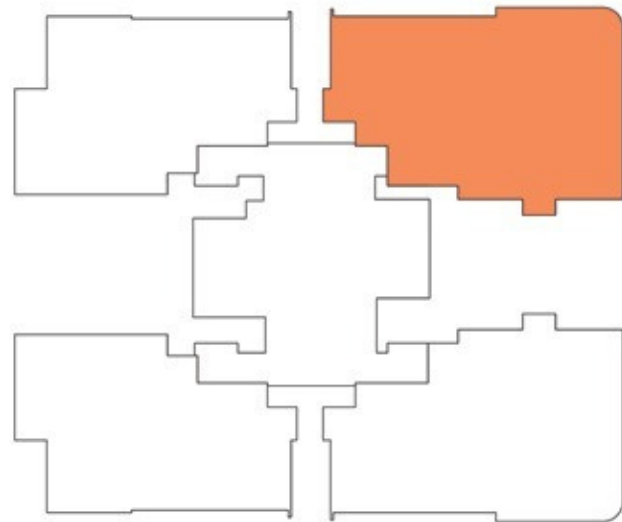
SALE AREA - 157.46 sqm / 1695 sft

CARPET AREA - 104.46 sqm / 1124 sqft

SKYDECK / BALCONY AREA - 10.18 sqm / 110 sqft

3 BED 3T (L)-UNIT-3

PHASE 2 TOWER-11



CLUSTER PLAN
TOWER-11



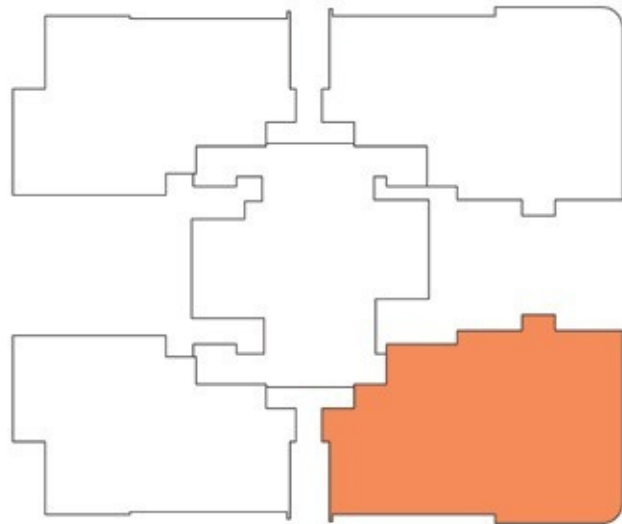
SALE AREA - 190.11 sqm / 2046 sft

CARPET AREA - 121.04 sqm / 1303 sqft

SKYDECK / BALCONY AREA - 19.64 sqm / 211 sqft

3 BED 3T (L)-UNIT-4

PHASE 2 TOWER-11



CLUSTER PLAN
TOWER-11



SALE AREA - 190.11 sqm / 2046 sft

CARPET AREA - 121.04 sqm / 1303 sqft

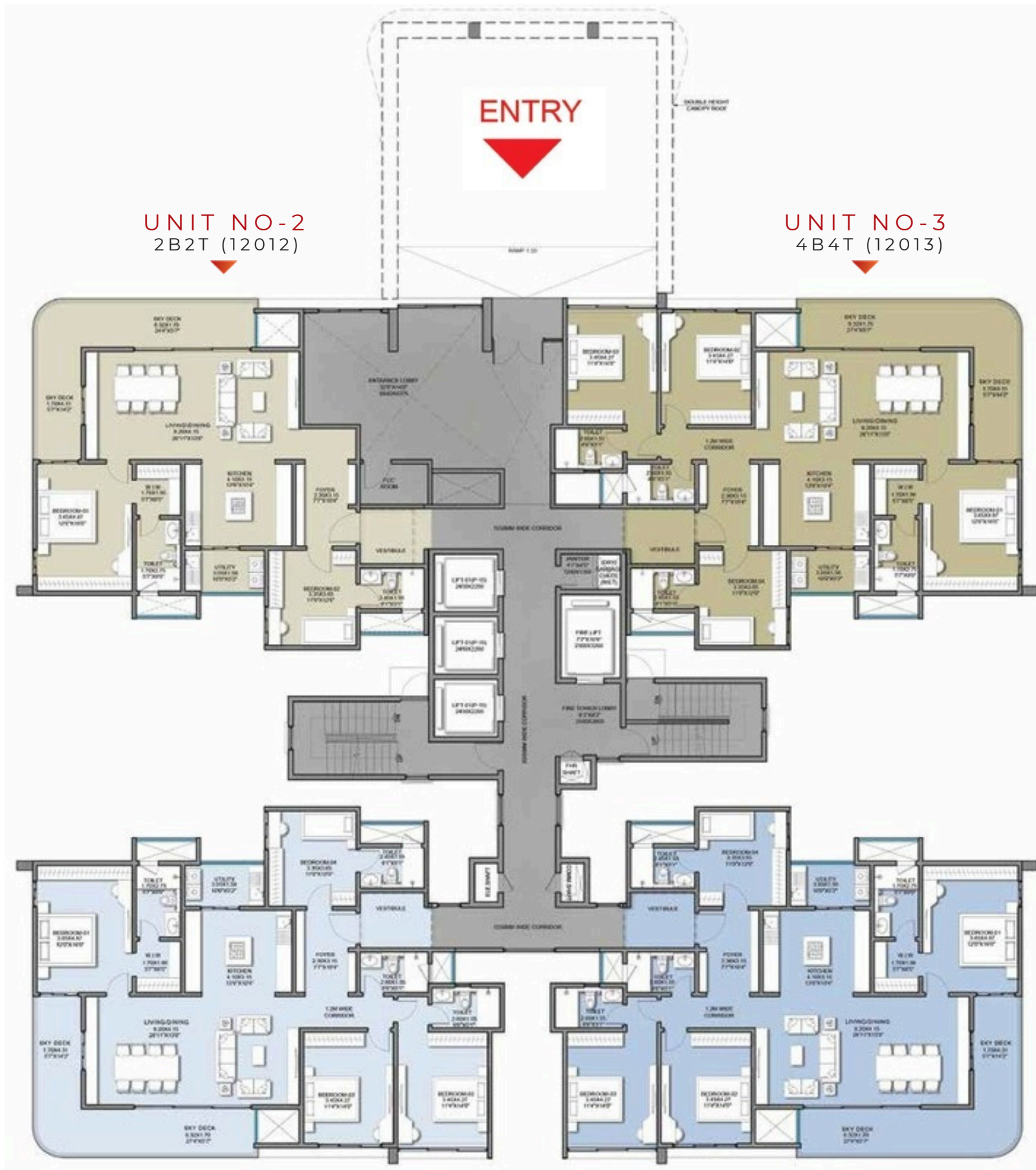
SKYDECK / BALCONY AREA - 19.64 sqm / 211 sqft

TOWER - 12



FIRST FLOOR PLAN

PHASE 2 TOWER-12



UNIT NO-2
2B2T (12012)

UNIT NO-3
4B4T (12013)

UNIT NO-1
4B4T (12011)

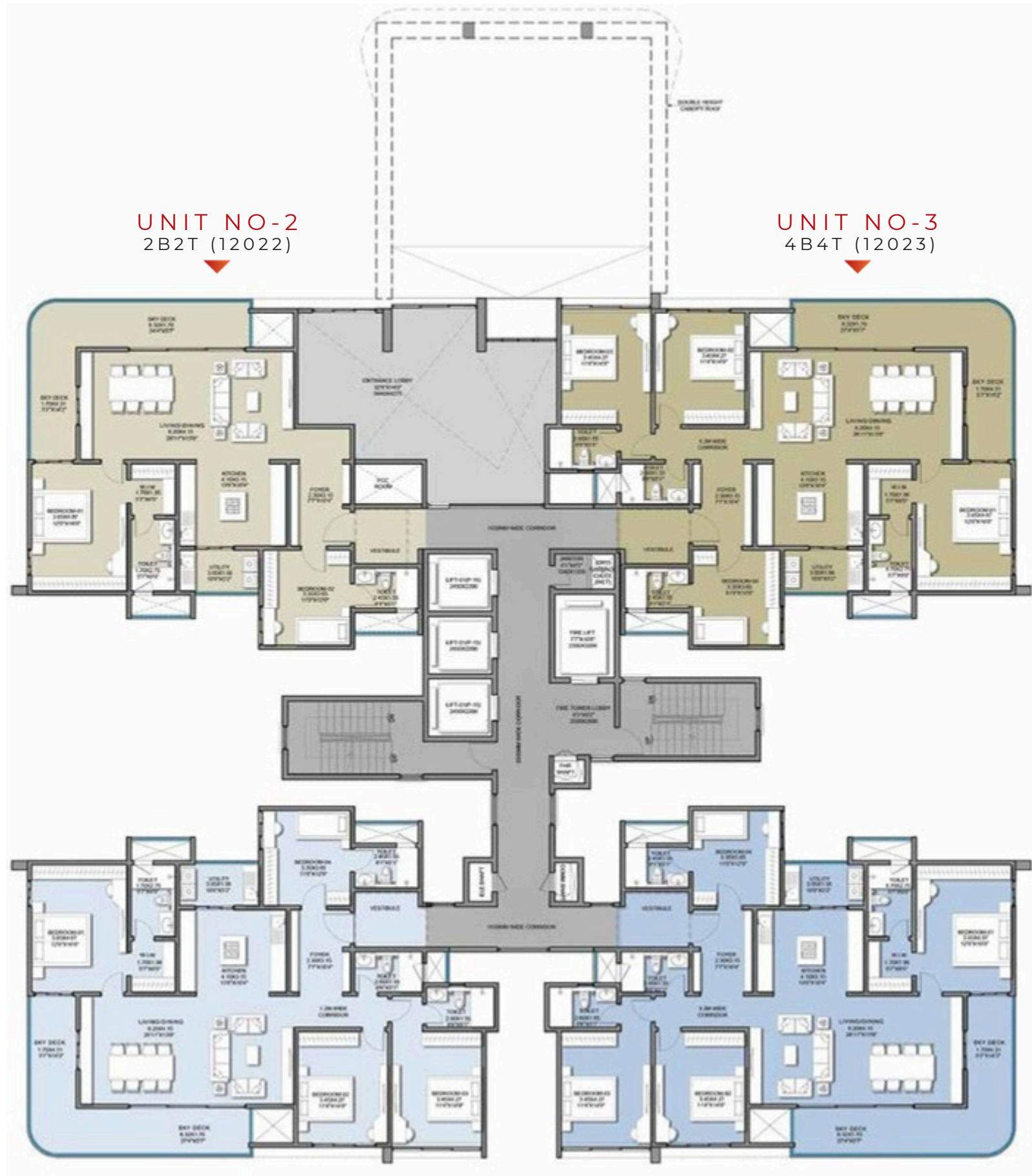
UNIT NO-4
4B4T (12014)



TOWER-12							
TYPE	UNIT NO	SALE AREA		CARPETAREA		SKY DECK /BALCONYAREA	
		sqm	sft	sqm	sft	sqm	sft
4 B- 4 T	1	237.91	2561	153.17	1649	23.59	254
2 B- 2 T	2	179.23	1930	108.94	1173	23.59	254
4B- 4T	3	237.91	2561	153.17	1649	23.59	254
4 B- 4 T	4	237.91	2561	153.17	1649	23.59	254

SECOND FLOOR PLAN

PHASE 2 TOWER-12



UNIT NO-2
2B2T (12022)

UNIT NO-3
4B4T (12023)

UNIT NO-1
4B4T (12021)

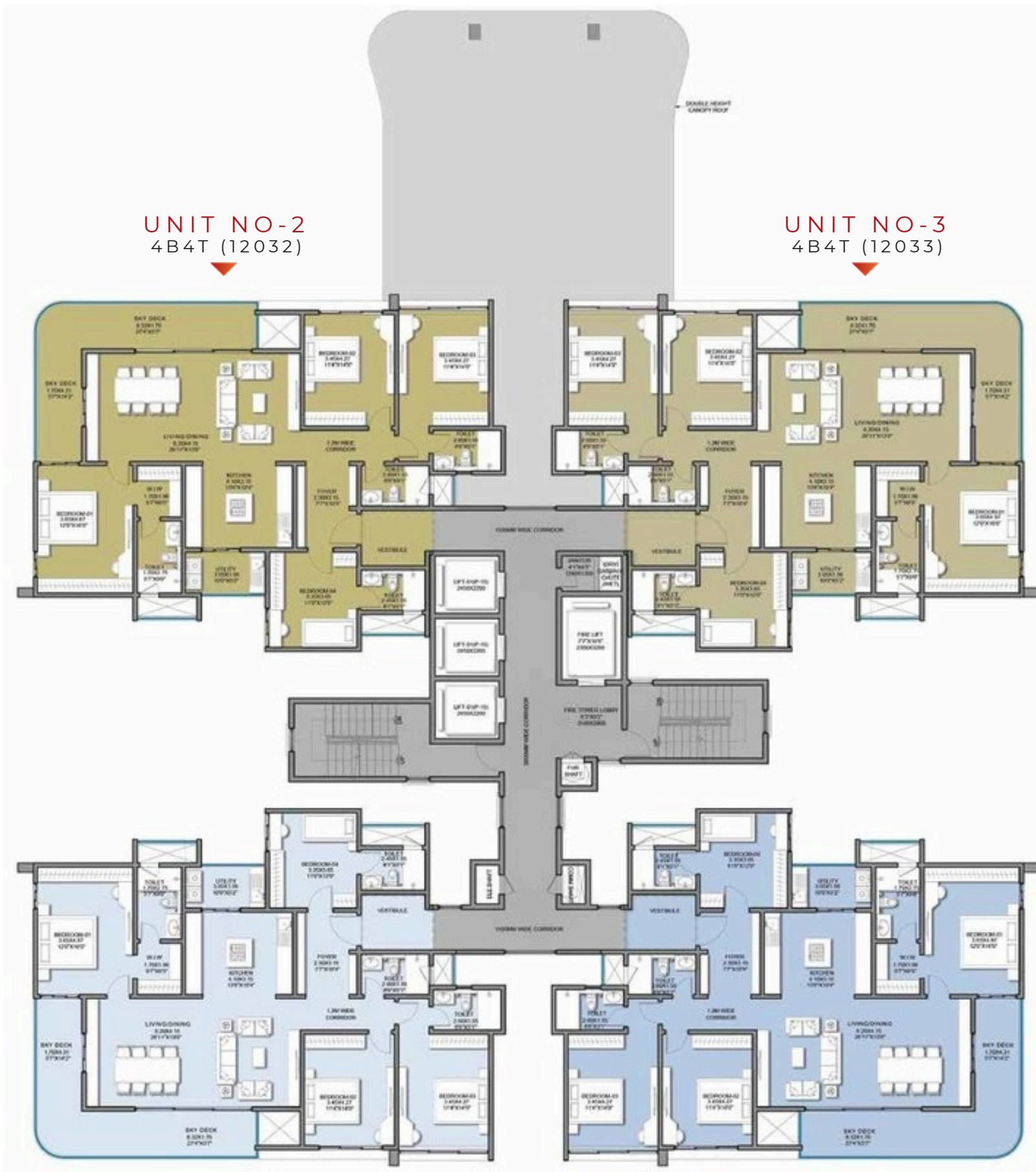
UNIT NO-4
4B4T (12024)



TOWER-12							
TYPE	UNIT	SALE AREA		CARPETAREA		SKY DECK /BALCONYAREA	
TPOLOGY	NO	sqm	sft	sqm	sft	sqm	sft
4 B- 4 T	1	237.91	2561	153.17	1649	23.59	254
2 B- 2 T	2	179.23	1930	108.94	1173	23.59	254
4B- 4T	3	237.91	2561	153.17	1649	23.59	254
4 B- 4 T	4	237.91	2561	153.17	1649	23.59	254

THIRD FLOOR PLAN

PHASE 2 TOWER-12



UNIT NO-2
4B4T (12032)

UNIT NO-3
4B4T (12033)

UNIT NO-1
4B4T (12031)

UNIT NO-4
4B4T (12034)



TOWER-12							
TYPE	UNIT NO	SALE AREA		CARPETAREA		SKY DECK /BALCONYAREA	
		sqm	sft	sqm	sft	sqm	sft
4 B-4 T	1	237.91	2561	153.17	1649	23.59	254
4B-4T	2	237.91	2561	153.17	1649	23.59	254
4B-4T	3	237.91	2561	153.17	1649	23.59	254
4 B-4 T	4	237.91	2561	153.17	1649	23.59	254

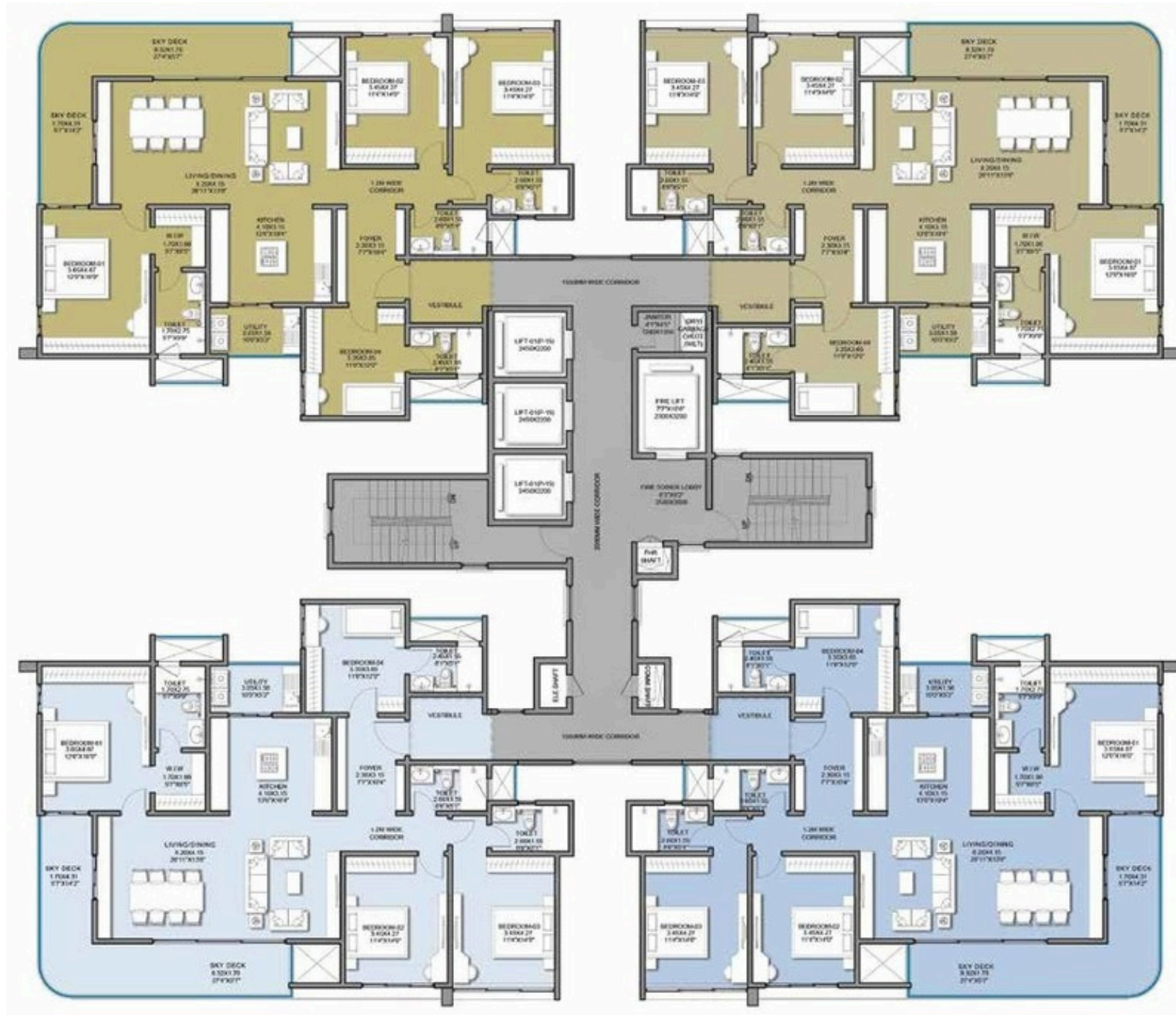
TYPICAL FLOOR PLAN

(4th to 16th, 18th to 25th & 27th to 34th)

PHASE 2 TOWER-12

UNIT NO-2
4B4T(12042 TO 12162,
12182 TO 12252, 12272 TO 12342)

UNIT NO-3
4B4T(12043 TO 12163,
12183 TO 12253, 12273 TO 12343)



UNIT NO-1
4B4T(12041 TO 12161,
12181 TO 12251, 12271 TO 12341)

UNIT NO-4
4B4T (L)(12044 TO 12164,
12184 TO 12254, 12274 TO 12344)



TOWER-12							
TYPE	UNIT	SALE AREA		CARPET AREA		SKY DECK / BALCONY AREA	
TYPOLGY	NO	sqm	sft	sqm	sft	sqm	sft
4 B- 4	1	237.91	2561	153.17	1649	23.59	254
T 4B	2	237.91	2561	153.17	1649	23.59	254
-4 T	3	237.91	2561	153.17	1649	23.59	254
4B -	4	237.91	2561	153.17	1649	23.59	254

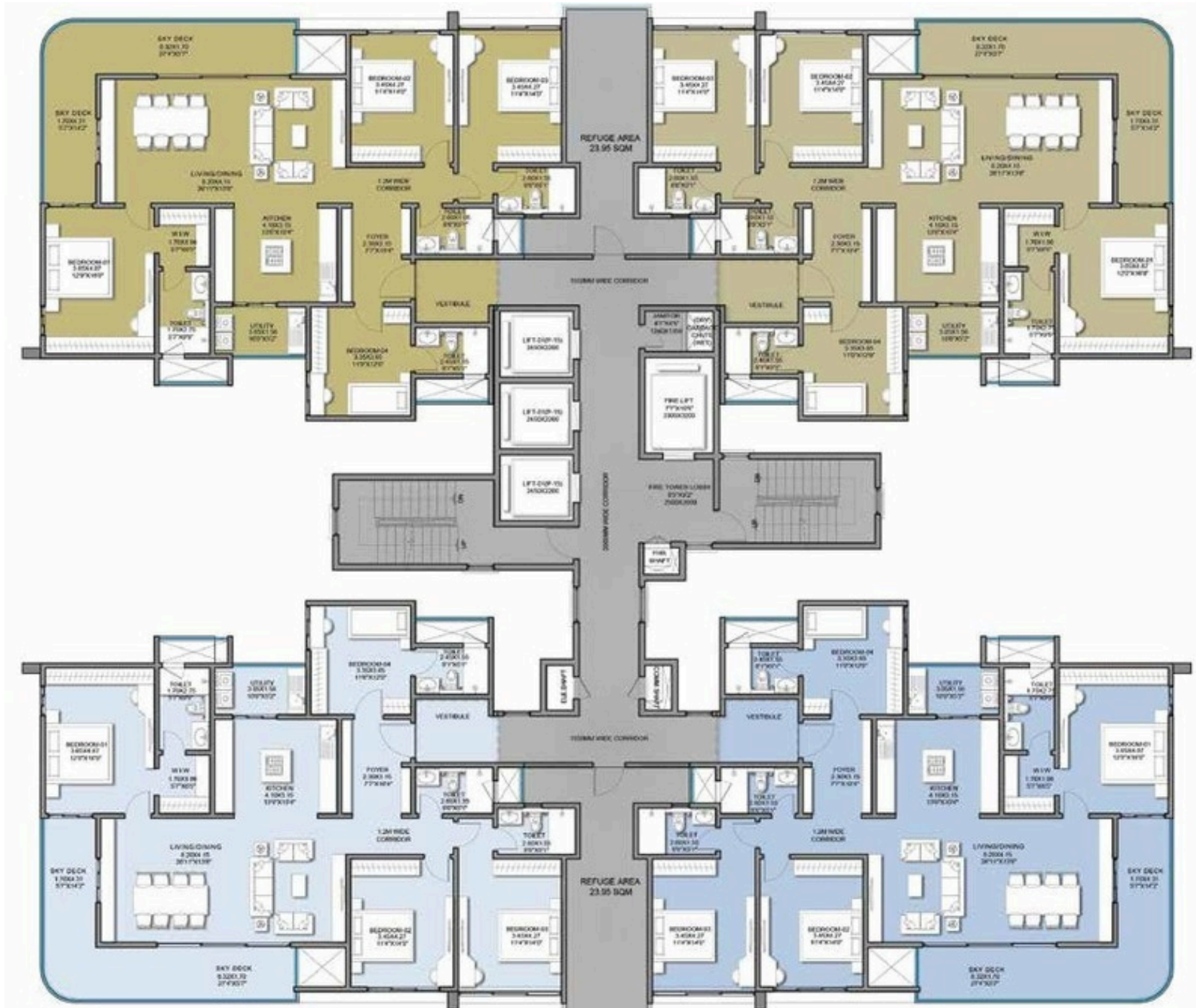
4T
4 B- 4
T

REFUGE FLOOR PLANth (17th & 26th)

PHASE 2 TOWER-12

UNIT NO-2
4B4T (12171 & 12261)

UNIT NO-3
4B4T (12173 & 12263)



UNIT NO-1
4B4T (12171 & 12261)

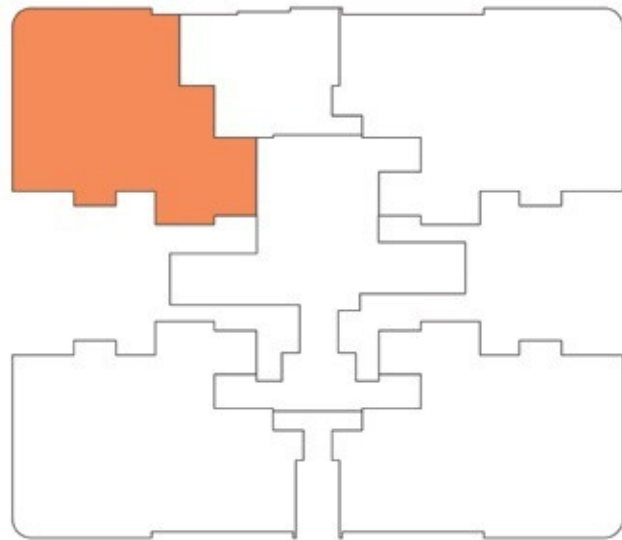
UNIT NO-4
4B4T (12174 & 12264)



TOWER-12							
TYPE	UNIT NO	SALE AREA		CARPET AREA		SKY DECK / BALCONY AREA	
TYPOLGY		sqm	sft	sqm	sft	sqm	sft
4 B- 4 T	1	237.91	2561	153.17	1649	23.59	254
4B- 4 T	2	237.91	2561	153.17	1649	23.59	254
4B- 4 T	3	237.91	2561	153.17	1649	23.59	254
4 B- 4 T	4	237.91	2561	153.17	1649	23.59	254

2 BED 2T-UNIT-2 (1&2nd FLOOR PLAN)

PHASE 2 TOWER-12



CLUSTER PLAN
TOWER-12

SALE AREA - 179.23 sqm / 1930 sft

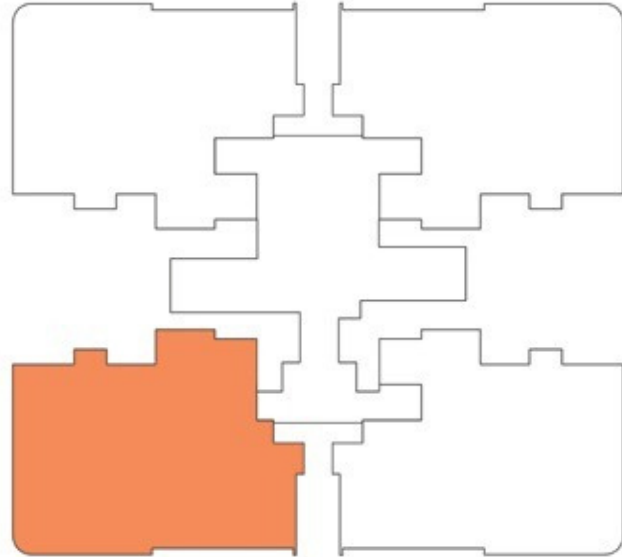
CARPET AREA - 108.94 sqm / 1173 sqft

SKYDECK / BALCONY AREA - 23.59 sqm / 254 sqft



4 BED 4T-UNIT-1

PHASE 2 TOWER-12



CLUSTER PLAN
TOWER-12



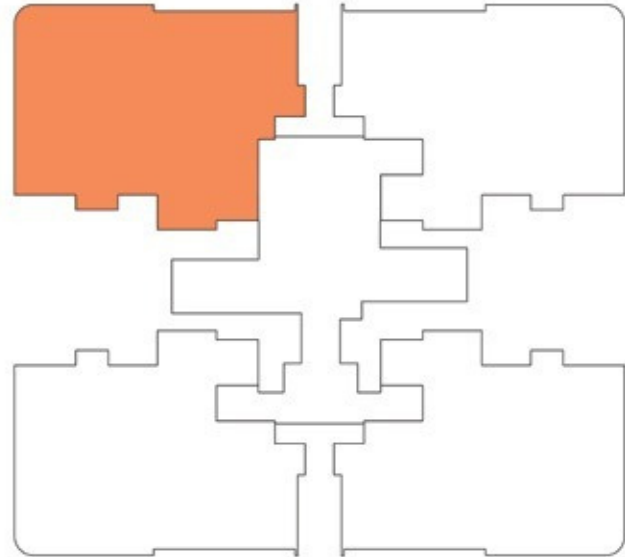
SALE AREA - 237.91 sqm / 2561 sft

CARPET AREA - 153.17 sqm / 1649 sqft

SKYDECK / BALCONY AREA - 23.59 sqm / 254 sqft

4 BED 4T-UNIT-2

PHASE 2 TOWER-12



CLUSTER PLAN
TOWER-12



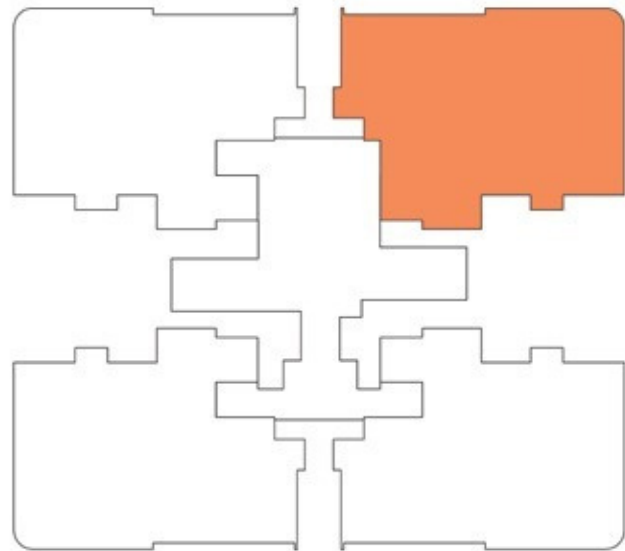
SALE AREA - 237.91 sqm / 2561 sft

CARPET AREA - 153.17 sqm / 1649 sqft

SKYDECK / BALCONY AREA - 23.59 sqm / 254 sqft

4 BED 4T-UNIT-3

PHASE 2 TOWER-12



CLUSTER PLAN
TOWER-12



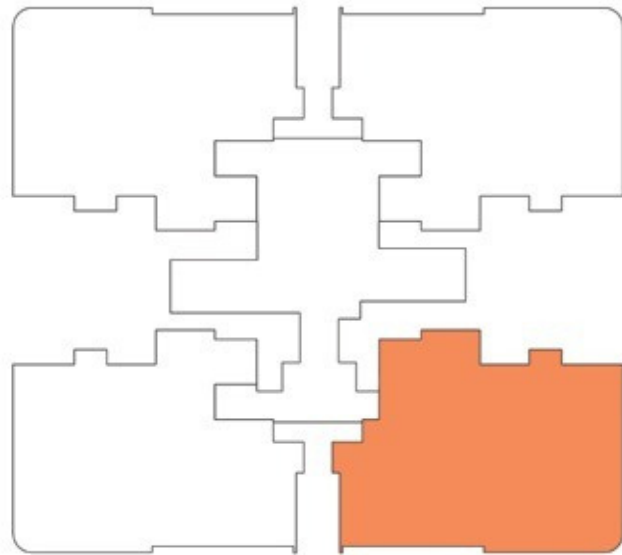
SALE AREA - 237.91 sqm / 2561 sft

CARPET AREA - 153.17 sqm / 1649 sqft

SKYDECK / BALCONY AREA - 23.59 sqm / 254 sqft

4 BED 4T-UNIT-4

PHASE 2 TOWER-12



CLUSTER PLAN
TOWER-12



SALE AREA - 237.91 sqm / 2561 sft

CARPET AREA - 153.17 sqm / 1649 sqft

SKYDECK / BALCONY AREA - 23.59 sqm / 254 sqft

SPECIFICATION

Structure

- RCC structure

Common Lobby

- • All common lobby flooring in vitrified tiles.
Wall dado in Granite/Marble/Ceramic tiles.

Lift

- 3 passenger lifts & 1 service lift of suitable size in each tower.

Flooring

- Vitrified tiles in the foyer, living, dining, corridors and all bedrooms.
- Ceramic/Vitrified tiles in all balconies

Kitchen

- • No counter or dado to be provided.
Provision for exhaust fan.
Flooring in vitrified tiles. Ceramic tile flooring for utility.

Doors

- Main door as engineered wood flush doors.
- Internal doors as engineered wood flush doors.

External Doors and Windows

- • UPVC/Aluminum frames and sliding shutters for all external doors with clear glass
UPVC/Aluminum-framed windows with clear glass

Toilets

- Ceramic/Vitrified tiles for flooring and walls up to the false ceiling.
- All toilets with countertop wash basins.
- EWCs and chrome-plated fittings.
- Suspended pipeline in all toilets concealed within a false ceiling.

Painting

- Premium external emulsion on exterior walls.
- Internal walls and ceilings in emulsion.
- All railings are in MS with enamel paint.

Electrical

- • PVC insulated copper wires with modular switches.
Sufficient power outlets and light points provided.
Internet and TV points in living room and all bedrooms.

Security System

- • Security cabins at township entry and exit points.
CCTV coverage on all main entry and exit points.

DG Power

- • DG backup for all common areas.
100% backup for all apartments.





www.nambiarbuilders.com

The information depicted herein viz., master plans, floor plans, furniture layout, fittings, illustrations, specifications, designs, dimensions, rendered views, colours, amenities and facilities etc., are subject to change without notifications as may be required by the relevant authorities or the Developer's architect, and cannot form part of an offer or contract. Whilst every care is taken in providing this information, the Developer cannot be held liable for variations. All illustrations and pictures are artist's impressions only. The information is subject to variations, additions, deletions, substitutions and modifications as may be recommended by the company's architect and/or the relevant approving authorities. The Developer is wholly exempt from any liability on account of any claim in this regard. (1 square metre = 10.764 square feet). E & OE. All dimensions and calculations are done in metric system (M/Sq.m), and imperial system (Ft/Sq.ft) shown is for reference only. All dimensions indicated in the drawing are from unfinished surfaces, excluding plaster thickness and tile thickness. For ceiling clear height of all rooms refer sales agreement.

RERA Registration no. PRM/KA/RERA/1251/308/PR/200825/008011

CREDAI
BENGALURU

In association with
BV BADAM
VENTURES Realty